


FITTINGS CATALOGUE

Price List
(Effective March 1, 2007)

NOTE: List Prices shown in this catalogue
are no longer valid

Please contact National Hose
if current pricing is need



(PRICES SUBJECT TO CHANGE WITHOUT NOTICE)



NATIONAL HOSE AND EQUIPMENT LTD.

TEL: 416-298-0494 • Fax: 416-298-0626 • EMAIL: nhose@nationalhose.ca • www.nationalhose.ca

CONDITIONS OF SALE

1. All our agreements contingent upon accidents, strike, fires and unavoidable delays, and causes beyond our control.
2. Every effort is made by us to offer equipment and/or material to suit conditions stated by the purchaser but he shall be taken to have satisfied himself that any goods ordered will meet his requirements. We can accept no liability if it should prove otherwise, providing goods supplied comply with the quotation or tender.
3. Everything in our power is done to ensure good material and workmanship but owing to the nature of our products and the greatly varying working conditions, it is not feasible to guarantee a working life.
4. No term proposed by the buyer which is inconsistent with any of the terms set out in this document shall, whether expressly excluded or not have any effect upon the agreement.
5. Under no circumstances, herein contained or not, shall our company be under any liability for consequential or other damages.

CLAIMS ON DAMAGED PRODUCTS

Since our liability ceases when goods are delivered to the transportation company, **all claims on damaged goods received, with apparent or concealed damages, must be made to the transportation company concerned** Should there be any special shipping information required with respect to said shipment, we will be happy to advise.

SALES TAX STATUS

All our prices exclude federal and provincial sales tax. However when applicable, both taxes will be charged to the purchaser unless we have received the necessary certifications or exemptions.

SHIPPING TERMS

F.O.B. our plant unless otherwise agreed to in writing by ourselves.

TERMS OF PAYMENT

Net 30 Days unless otherwise agreed to in writing by ourselves. Payment Methods Accepted: Visa, Mastercard, Debit, Cash, Cheque and Bank with Transfer

NOTE

Before accepting any order we reserve the right to change or cancel any prices and/or condition of sale without previous notice, except when agreed to in writing by ourselves.

WARRANTY

Merchandise is warranted to be free from defect in material or workmanship. Liability under any express or implied warranty is limited to the purchase price of any merchandise proven defective, or at seller's option, to replacement of such merchandise. This warranty is in lieu of all other warranties expressed or implied and all other obligations or liabilities on the part of National Hose.

RETURNS POLICY- R.G.A. Number is a MUST for all returned goods

Cancellation of orders or return of goods cannot be accepted by us without a R.G.A. number or written consent given previously and on terms agreed to in writing by us. Authorized returns are subject to a minimum 20% re-stocking charge and freight must be prepaid, some products are non-returnable.

SALES DISCOUNTS



INDEX

PRODUCT	Page#	PRODUCT	Page#
Absorbent67	Make -A -Clamp Kits28
Air Chuck31	Mold Mate Couplings38
Bands, Buckles & Banding Tools25	Mufflers - Pneumatic26
'Bauer' - Couplings & 'O' Rings29	Needle Valves For Copper Tubing50
Blow Guns30,31	Nozzle - Brass, Plastic76
Bolt Clamps (Double Bolt)28	Nozzles Gas Pumps & Fuel Oil70
'Boss' Couplings8	Oetiker Clamps & Tools21
'Boss' Bolt Clamps26	Paint Spraying System - H.V.L.P.80
Brass Barb Hose Fittings46	Pipe Fittings62-65
Brass Pipe Fittings47-49	Polyflo Tube Fitting (For Rigid Plastic Tubing)58,59
Camlock: Gasket, Replacement Handles		Power Lock Clamps28
Safety Chains7	Pre-Form Clamps & Tools20
Camlock Quick Couplings4-7	Pressure Wash2
Casters3	Propane Gas Fittings & Regulator61
Clamps: Pre-Form, Worm Gear, Oetiker,		Pumps - Drum & Barrel68
Super Clamps20-24	Push-In Quick Connect Tube Fittings (Inch)53,54
Combination Nipples14	Push-In Quick Connect Tube Fittings (Metric)55,56
Compression Fittings For Copper Tubing51,52	Push-On Fittings43
Compression Fittings For Poly Tubing &		Quick Connect Couplings: Industrial, Automotive,	
Push Connect53-59	'ARO' Type, Lincoln Long, Hydraulic32-42
Copper Tubing - Tube Cutter50	Dix-Lock' Type, 'THOR' Type11,12
Dix-Lok Interchange Index12	ST Series (Straight Through)37
Dix-Lok Quick Acting Couplings11	60 Series (Double Shut-off)37
Dual Lock - Thor Type12	Interchange Charts32
Ferrules & Crimping Tools25,27	Reelcraft Hose Reels76
Filters, Regulators & Lubricators73,74	Safety Valve26
Fire Hose - Nozzles, Accessories, Gate Valve19	Sandblast Couplings, Nozzles, Cabinets &	
Flanges - Steel69	Abrasives78,79
Flow Control High Pressure Valves74	Scovil Brass Fuel Oil Couplings71
Foot Valves15	Short Shank Couplings & Washers13
Garden Hose Couplings & Adapters44,45	Strainers - Basket & Skimmer14,15
Gas Pump / Fuel Oil Fittings & Nozzles70-71	Streamline Washdown Equipment77
Gauges - Air & Hydraulic Liquid Fill72	Super Clamp24
Grease Guns68	Tank Car / Railroad Connections67
Ground Joint Couplings8	Technical Data81-85
Hand Cleaner71	Teflon Tape & Thread Sealant66
Hose Knife26	Transfer Pump & Accessories68
Hose Menders15	Universal Quick Acting Couplings10,11
Hose Reels76-75	Universal Quick Connect Coupler34
Hydrant - Adapters, Valves19	Valves - Gate, Ball, Check, Safety17,18 & 26
Hydraulic Oil67	Valves - Single & Double Brass, Polypropylene17
Hydraulic Quick Couplings39-42	Valves - Solenoid 2-Way74
Hydroblast Guns31	Welding Hose Fittings60
In-line Lubricators9	Whipcheck Safety Cables9
Long Shank N.P.S.M. Couplings16	Worm Gear Clamps22,23
		3500 Male Hose Nipples15



PRESSURE WASHERS

Large Fuel Tank
for continuous operation

Throttle Down Control
reduces fuel consumption & increase pump and engine life
* Optional


Triplex Cat Pump
Plunger design provides low pulse and quiet operation, delivers 4 gals/ minute at up to 3000 PSI

Abrasion Resistant Finish
All frames are acid bathed, phosphated and powder painted

High Torque Engine
With super hardened valves, cam shaft, and piston. Oil alert standard on most models.

- Easy starting
- 30% better fuel efficiency
- Quiet operating
- Automatic mechanical governor

Transistor Controlled Ignition
Pressures a fast start maintenance free operation
* Optional electric start (not including battery)



Water Inlet Filter Kit
keeps the pump trouble free

In-Line Soap Injector Kit
keep the pump trouble free

Thermo Value
safeguards pump from overheating

13-inch Pneumatic Tires for easy maneuverability and maximum vibration absorption

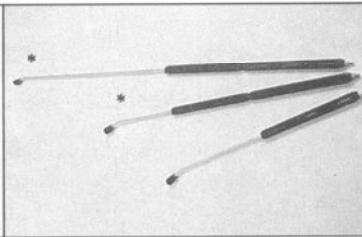
Powered by
HONDA
Power
Equipment

STANDARD ACCESSORY KIT


Accessories shown below come on all Power Ease models



4,000 PSI Gun
Brass insulated, impact resistant




34" Zinc Plated Power Wand
Insulated handle, 3 hardened stainless steel nozzles (0°, 25°, 40°)
*(These wands not standard, but available for additional cost).



Stainless Steel Gauge
Liquid filled, 4,000 PSI.



Rubber/Braided Wire Hose
50 ft. with all wheel type models and 30 ft. with pack-around model.



Quick Couple Fittings for both ends of the hose for quick set-up.

QUALITY CASTERS

1900 SERIES



S1933-125LU

- LOAD CAPACITY 250 LBS.
- OPTIONS**
- SIDE LOCKING BRAVE (SLB)
- TOP LOCKING BRAVE (TLB)
- SWIVEL AND WHEEL BRAKE (DLB)
- THREAD GUARDS (T6)
- BALL BEARINGS RACEWAY SEAL (C)
- BALL BEARINGS (SR & U WHEELS ONLY) (BB)
- ZERK AXLE AND LOCK NUT (GA)
- CHROME (19?2)
- YELLOW CHROMATE (19?5)
- MANY THREADED, ROUND & SQUARE STEMS

6800 SERIES



S6806-125-MR-RB

- LOAD CAPACITY 400 to 1400 LBS.
- OPTIONS**
- REGULAR TOP LOCKING BRAKE (TLB)
- DELRIN BEARING (DB)

2000 SERIES

STAINLESS STEEL



S2059-HOLE U DLB

- LOAD CAPACITY 225 TO 275 LBS.
- OPTIONS**
- STAINLESS STEEL DOUBLE LOCKING BRAKE (DLB)
- MANY THREADED, ROUND AND SQUARE STEMS

6900 SERIES



S6906-125-ST-RB

- LOAD CAPACITY 400 TO 1600 LBS.
- OPTIONS**
- HEAVY TOP LOCKING BRAKE (HTLB)

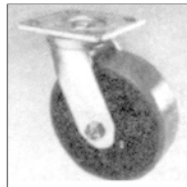
4000 SERIES



S4003-125-SR

- LOAD CAPACITY 35 TO 350 LBS.
- OPTIONS**
- SIDE LOCKING BRAKE (SLB)
- ROLLER BEARING (3" & 4") (RB)

7000 SERIES



S7006-125-UR-RB

- LOAD CAPACITY 400 TO 900 LBS.
- OPTIONS**
- TOP LOCKING BRAKE (TLB)
- HEAVY TOP LOCKING BRAKE (HTLB)
- DOUBLE WELDING (DW)
- THREAD GUARDS (TG)
- 4-POSITION SWIVEL LOCK (4PSL)
- DELRIN BEARINGS (DB)

5200 SERIES



S5205-125 PLY

- LOAD CAPACITY 175 TO 300 LBS.

7100 SERIES



S7106-125-PH-RB

- LOAD CAPACITY 650 TO 2300 LBS.
- OPTIONS**
- HEAVY TOP LOCKING BRAKE (HTLB)

6200 SERIES






S6205-125-PH-RB

- LOAD CAPACITY 500 LBS.
- OPTIONS**
- TOP LOCKING BRAKE FOR SWIVEL CASTERS (TLB)
- DELRIN BEARING (DB)

ALSO AVAILABLE:

- | | |
|-------------------|-----------------------------|
| Series 100 to 800 | - Office and Oth. Furniture |
| Series 8300 | - Ladder Casters |
| Series 8400 | - Scaffold Casters |




CAM-TYPE QUICK COUPLINGS

TYPE	PART NO.	SIZE	*A ALUMINUM	*B BRASS	*C CAST IRON	*S STAINLESS STEEL	*P POLY- PROP.	*N NY-GLASS
A NPT FEMALE X MALE ADAPTER 	050-A*	1/2"	5.64	22.20	P.O.A.	P.O.A.	2.95	P.O.A.
	075-A*	3/4"	7.00	22.20	P.O.A.	15.15	2.95	6.75
	100-A*	1"	6.50	26.35	P.O.A.	18.30	3.20	7.45
	125-A*	1 1/4"	8.00	37.70	16.45	27.65	3.42	11.90
	150-A*	1 1/2"	7.65	41.70	16.90	28.90	4.88	11.50
	200-A*	2"	9.50	56.85	17.60	37.25	6.15	12.60
	250-A*	2 1/2"	15.60	95.10	P.O.A.	67.35	-	-
	300-A*	3"	17.32	107.25	35.20	69.70	14.87	27.90
	400-A*	4"	36.30	162.40	57.70	115.40	-	50.30
600-A*	6"	84.95	399.25	P.O.A.	P.O.A.	-	-	
B NPT MALE X FEMALE COUPLER 	050-B*	1/2"	11.90	35.35	P.O.A.	P.O.A.	10.61	P.O.A.
	075-B*	3/4"	14.25	35.35	P.O.A.	28.90	10.61	16.80
	100-B*	1"	13.90	47.35	P.O.A.	32.45	12.52	20.10
	125-B*	1 1/4"	15.50	70.25	33.80	50.45	15.91	26.75
	150-B*	1 1/2"	16.00	71.45	33.80	45.70	18.03	26.75
	200-B*	2"	18.50	87.10	46.00	52.90	21.22	30.15
	250-B*	2 1/2"	29.95	119.30	P.O.A.	81.80	-	-
	300-B*	3"	33.00	190.50	69.50	105.80	30.76	51.30
	400-B*	4"	49.00	255.20	92.95	151.50	-	71.40
600-B*	6"	122.50	599.80	P.O.A.	P.O.A.	-	-	
C HOSE SHANK X FEMALE COUPLER 	050-C*	1/2"	12.60	34.10	P.O.A.	P.O.A.	9.75	P.O.A.
	075-C*	3/4"	16.00	34.10	P.O.A.	26.45	9.75	16.80
	100-C*	1"	12.80	49.35	P.O.A.	32.00	10.61	19.25
	125-C*	1 1/4"	16.70	68.10	30.42	48.10	14.85	27.80
	150-C*	1 1/2"	13.00	75.10	30.42	50.45	17.00	26.75
	200-C*	2"	19.00	113.90	37.20	62.50	21.22	30.40
	250-C*	2 1/2"	29.95	145.95	P.O.A.	91.40	-	-
	300-C*	3"	32.00	195.75	55.80	122.65	31.83	47.60
	400-C*	4"	44.50	290.85	91.25	168.35	P.O.A.	69.25
600-C*	6"	119.95	785.95	P.O.A.	P.O.A.	-	-	

NOTE: All Cam-Type Couplings are interchangeable except for size 1/2" & 8"





CAM-TYPE QUICK COUPLINGS

TYPE	PART NO.	SIZE	*A	*B	*C	*S	*P	*N
			ALUMINUM	BRASS	CAST IRON	STAINLESS STEEL	POLY-PROP	NY-GLASS
D NPT FEMALE X FEMALE COUPLER 	050-D*	1/2"	13.75	40.20	P.O.A.	P.O.A.	10.20	P.O.A.
	075-D*	3/4"	14.20	41.70	P.O.A.	28.90	10.20	17.85
	100-D*	1"	14.40	47.35	P.O.A.	32.45	11.67	18.90
	125-D*	1 1/4"	16.00	67.05	30.45	52.90	12.73	27.90
	150-D*	1 1/2"	17.20	75.10	33.80	52.90	18.25	27.20
	200-D*	2"	18.90	96.10	33.80	63.70	21.22	30.35
	250-D*	2 1/2"	28.50	132.25	P.O.A.	91.40	-	-
	300-D*	3"	32.20	168.20	64.20	122.65	30.76	52.40
	400-D*	4"	48.40	257.50	91.25	163.50	-	75.80
	600-D*	6"	119.50	611.65	P.O.A.	P.O.A.	-	-
E HOSE SHANK X MALE ADAPTER 	050-E*	1/2"	7.80	20.70	P.O.A.	P.O.A.	3.40	P.O.A.
	075-E*	3/4"	7.80	20.70	P.O.A.	14.40	3.40	8.35
	100-E*	1"	7.60	27.55	P.O.A.	19.25	3.40	10.25
	125-E*	1 1/4"	8.50	40.95	18.60	33.65	4.03	12.50
	150-E*	1 1/2"	8.80	70.00	18.60	36.05	5.31	12.00
	200-E*	2"	10.20	83.40	25.35	50.45	6.38	13.90
	250-E*	2 1/2"	19.00	125.95	P.O.A.	72.15	-	-
	300-E*	3"	20.95	167.45	40.55	97.35	12.52	26.50
	400-E*	4"	40.80	259.75	64.20	141.85	-	49.05
	600-E*	6"	96.15	766.05	P.O.A.	P.O.A.	-	-
F NPT MALE X MALE ADAPTER 	050-F*	1/2"	8.15	25.10	P.O.A.	P.O.A.	3.20	-
	075-F*	3/4"	8.75	25.10	P.O.A.	19.25	3.20	8.90
	100-F*	1"	7.95	28.80	P.O.A.	24.00	3.20	10.00
	125-F*	1 1/4"	8.80	44.80	18.60	36.05	4.67	13.20
	150-F*	1 1/2"	9.00	51.95	18.60	40.90	5.52	12.50
	200-F*	2"	11.30	74.15	21.30	50.45	6.80	13.40
	250-F*	2 1/2"	20.85	112.95	P.O.A.	86.55	-	-
	300-F*	3"	22.00	154.35	38.90	97.35	14.85	33.45
	400-F*	4"	41.40	243.00	72.65	153.90	28.64	53.55
	600-F*	6"	99.95	499.50	P.O.A.	P.O.A.	-	-



NOTE: All Cam-Type Couplings are interchangeable except for size 1/2" & 8"



CAM-TYPE QUICK COUPLINGS

TYPE	PART NO.	SIZE	*A	*B	*C	*S	*P	*N
			ALUMINUM	BRASS	CAST IRON	STAINLESS STEEL	POLY-PROP	NY-GLASS
DC FEMALE DUST CAP FOR MALE ADAPTER 	050-DC*	1/2"	11.10	28.80	P.O.A.	P.O.A.	8.03	-
	075-DC*	3/4"	12.50	28.80	P.O.A.	26.45	9.36	15.60
	100-DC*	1"	13.00	39.30	P.O.A.	26.45	9.84	17.85
	125-DC*	1 1/4"	12.95	54.65	30.45	43.25	11.77	-
	150-DC*	1 1/2"	13.40	63.20	30.45	38.50	13.16	25.85
	200-DC*	2"	14.95	84.90	32.10	46.90	16.80	29.70
	250-DC*	2 1/2"	21.75	100.10	P.O.A.	69.70	-	-
	300-DC*	3"	24.40	156.05	47.30	93.80	26.54	45.75
	400-DC*	4"	36.20	207.85	64.20	129.85	-	61.35
	600-DC*	6"	79.70	507.85	P.O.A.	P.O.A.	-	-
DP MALE DUST PLUG FOR FEMALE COUPLER 	050-DP*	1/2"	8.15	15.80	P.O.A.	P.O.A.	P.O.A.	P.O.A.
	075-DP*	3/4"	8.50	15.80	P.O.A.	11.10	2.76	7.15
	100-DP*	1"	7.00	22.20	P.O.A.	12.05	3.01	8.00
	125-DP*	1 1/4"	8.00	28.45	15.20	24.00	3.35	-
	150-DP*	1 1/2"	8.00	35.15	15.20	20.45	3.82	10.00
	200-DP*	2"	8.95	50.00	18.60	28.90	4.67	11.60
	250-DP*	2 1/2"	13.00	62.45	P.O.A.	48.10	-	-
	300-DP*	3"	16.25	84.20	26.20	55.55	8.74	29.00
	400-DP*	4"	23.00	129.05	40.55	82.70	-	36.75
	600-DP*	6"	45.50	325.15	P.O.A.	P.O.A.	-	-

CAM-TYPE QUICK COUPLINGS

COUPLER X ADAPTER	PART NO.	SIZE	LIST PRICE	DOUBLE ADAPTER	PART NO.	SIZE	LIST PRICE
	ALUMINUM				ALUMINUM		
	ACA-21	2" x 1 1/2"	P.O.A.		AAA-21	2" x 1 1/2"	P.O.A.
	ACA-32	3" x 2"	72.00		AAA-32	3" x 2"	48.80
	ACA-43	4" x 3"	108.00		AAA-43	4" x 3"	98.50
	ACA-64	6" x 4"	210.00		AAA-64	6" x 4"	P.O.A.

NOTE: REDUCERS ARE ALSO AVAILABLE IN OTHER MATERIALS AND SIZES



RECOMMENDED OPERATING CONDITIONS FOR CAM-LOCK COUPLINGS

SIZE	MAXIMUM PRESSURE RATING LBS-PSI			TEMPERATURE-RATINGS										
	ALUMINUM BRONZE	STAINLESS STEEL	CAST IRON	GASKET MATERIAL	TEMPERATURE RANGE IN °F									
					500	400	300	275	250	200	150	-0		
3/4	250	250	N/A	Buna N				√						-40
1	260	250	N/A	Neoprene					√					-65
1-1/4	250	250	N/A	Viton A		√								-40
1-1/2	250	250	125	Silicone	√									-30
2	250	250	125	Teflon	√									-40
2-1/2	150	225	100	Nat. Rubber							√			-60
3	125	200	100	Butyl			√							-40
4	100	100	75	Hypalon					√			-65		
5	75	100	N/A											
6	75	100	N/A											

*Tetrafluoroethylene Resin by DuPont

CAM-TYPE GASKETS

MATERIAL	SIZE	*BUNA-N		SILICONE		TEFLON		VITON	
		PART NO	LIST PRICE	PART NO	LIST PRICE	PART NO	LIST PRICE	PART NO	LIST PRICE
 <p>*BUNA-N IS STANDARD</p>	1/2"	B-050	1.50	S-050	P.O.A.	TF-050	11.00	V-050	P.O.A.
	3/4"	B-075	1.75	S-075	P.O.A.	TF-075	12.00	V-075	P.O.A.
	1"	B-100	1.95	S-100	P.O.A.	TF-100	14.00	V-100	P.O.A.
	1 1/4"	B-125	2.00	S-125	P.O.A.	TF-125	14.00	V-125	20.00
	1 1/2"	B-150	2.50	S-150	5.00	TF-150	16.50	V-150	22.00
	2"	B-200	2.50	S-200	6.00	TF-200	20.00	V-200	25.00
	2 1/2"	B-250	3.00	S-250	P.O.A.	TF-250	30.00	V-250	30.00
	3"	B-300	2.95	S-300	12.00	TF-300	26.00	V-300	33.00
4"	B-400	3.50	S-400	P.O.A.	TF-400	39.00	V-400	P.O.A.	
6"	B-600	6.00	S-600	P.O.A.	TF-600	P.O.A.	V-600	P.O.A.	

REPLACEMENT HANDLES

COUPLER SIZE	CAM-ARM, PIN AND RING			
	STAINLESS STEEL		BRASS	
	PART NO.	LIST	PART NO.	LIST
1/2" - 3/4"	S050	6.00	BR050	4.00
1"	S100	8.00	BR100	4.00
1 1/4" - 1 1/2" - 2" - 2 1/1"	S200	9.00	BR200	5.00
3" - 4"	S300	13.00	BR300	9.00
6"	S400	P.O.A.	BR400	15.50

SECURITY CHAINS WITH "S" HOOKS








Security chains with two "S" hooks can be used for attaching Dust Plugs and Dust Caps to valves, facets, or other equipment. Standard chain length is 6" and above, but it may be obtained in any length desired.

DESCRIPTION	PART NO.	PRICE
6" Chain with S-hook	CHA-6	6.00
12" Chain with S-hook	CHA-12	10.00
Additional Chain - Per Ft.	CHA-1	5.00

“GJ-BOSS” SWIVEL NUT COUPLING, GROUND JOINT SEAL

										
	HOSE STEM WING-NUT & FEMALE SPUD	HOSE STEM ONLY	SWIVEL NUT	FEMALE SPUD	BOLT CLAMP					
SIZE	PART NO.	PRICE	PART NO.	PRICE	PART NO.	PRICE	PART NO.	PRICE	PART NO.	PRICE
1/2"	GF-6	P.O.A.	GB-1	6.85	B-2	5.90	GB-3	11.75	B-4	6.40
3/4"	GF-26	P.O.A.	GB-6	12.85	B-12	7.95	GB-8	13.45	BU-9	7.95
1"	GF-36	P.O.A.	GB-11	13.70	B-12	7.95	GB-13	13.45	BU-14	15.75
* 1"	----	----	----	----	----	----	----	----	*156	P.O.A.
1 1/4"	GF-51	P.O.A.	GB-16	18.40	B-17	13.35	GB-18	27.00	B-19	22.35
1 1/2"	GF-61	P.O.A.	GB-21	18.95	B-17	13.35	GB-23	29.50	BU-24	24.40
2"	GF-81	P.O.A.	GB-26	19.10	B-27	23.05	GB-28	28.70	BU-29	29.40
3"	GF-111	P.O.A.	GB-36	56.65	B-37	57.00	GB-38	112.00	BU-35	62.75

* FOR MINEFLEX 300W USE CLAMP # 156

										
	HOSE STEM WING-NUT & MALE SPUD	“BOSS” HOSE MENDER	MALE SPUD	DOUBLE SPUD	MALE PIPE STEM					
SIZE	PART NO.	PRICE	PART NO.	PRICE	PART NO.	PRICE	PART NO.	PRICE	PART NO.	PRICE
1/2"	MG-6	P.O.A.	M-1	6.00	GM-3	12.60	GDB-3	19.95	MS-1	5.50
3/4"	MG-26	P.O.A.	M-6	9.50	GM-8	14.50	GDB-13	31.90	MS-6	8.65
1"	MG-36	P.O.A.	M-11	12.95	GM-13	16.70	GDB-13	31.90	MS-11	13.95
1 1/4"	MG-51	P.O.A.	M-16	15.90	GM-18	23.00	GDB-23	40.50	MS-16	16.35
1 1/2"	MG-61	P.O.A.	M-21	18.35	GM-23	25.50	GDB-23	40.50	MS-21	17.40
2"	MG-81	P.O.A.	M-26	27.54	GM-28	34.95	GDB-28	44.50	MS-26	24.85
3"	MG-111	P.O.A.	M-36	P.O.A.	GM-38	P.O.A.	GDB-38	P.O.A.	MS-36	81.85

NOTE: All GJ-BOSS (Ground Joint Seal) Fittings on this page are recommended for “STEAM”




**“WHIPCHECK” CABLE HOSE ANCHOR - NO TOOLS NEEDED,
EASY TO INSTALL OR REMOVE, ANTI-CORROSION PLATED**

These strong steel cables prevent hose whip in the event of accidental separations or couplings or clamp device.

“WHIPCHECK” reaches across the hose fittings to provide stand-by safety for any type of hose.

Spring-loaded loops in the cable ends open easily to pass over the couplings, for firm grip on hose, as shown.

Thoroughly tested with years of service. Two styles:



STYLE W, FOR HOSE-TO-HOSE SERVICE

Hose-to-Hose Service ... Spring Loops on Both Ends ...

		PART NUMBER	LIST PRICE \$ EA.
1/8" Cable - 20 1/2" Long	for 1/2" to 1" Hose Size	WB-1	15.00
1/4" Cable - 38 1/4" Long	for 1 1/4" to 3" Hose Size	WA-2	20.00

STYLE WSR, FOR HOSE-TO-TOOL SERVICE

Hose-to-Tool Service ... Spring Loop on one end; Choker other end

1/8" Cable - 20 1/2" Long	for 1/2" to 1" Hose Size	WSR-1	24.90
1/4" Cable - 38 1/4" Long	for 1 1/4" to 3" Hose Size	WSR-2	39.00


IN-LINE LUBRICATORS

PART NO.	MODEL NO.	CAPACITY	LIST PRICE \$
PL-300	TX-0L	1.4 FL. OZ	123.00
PL-400	TX-1L	3.7 FL. OZ	147.00
PL-400L	TX-2L	11.0 FL. OZ	171.00
PL-500	TX-3L	16 FL. OZ	198.00






IN-LINE LUBRICATORS / FILTER COMBO

PART NO.	MODEL NO.	CAPACITY	LIST PRICE \$
PL-300FL	TX-0FL	1.4 FL. OZ	195.00




UNIVERSAL QUICK-ACTING 2 LUG AIR HOSE COUPLING

Pltd. Mall. Iron		HOSE ENDS		MALE ENDS		FEMALE ENDS
SIZE	PART NO.	PRICE	PART NO.	PRICE	PART NO.	PRICE
1/4"	-----	P.O.A.	AMB-1	10.70	AMC-1	7.00
3/8"	AMH	8.95.	AMB	6.50	AMC	7.00
1/2"	AM-1	5.40	AM-2	5.75	AM-3	5.75
3/4"	AM-6	6.00	AM-7	6.15	AM-8	6.50
1"	AM-11	7.70	AM-12	6.25	AM-13	7.45

ALSO AVAILABLE IN--BRASS AND STAINLESS

FOR 'DIXON' FITTINGS: AND 'D' TO PART NO.

PRICE: P.O.A.



BLANK END

Used for blocking line at any coupling point. No outlet. Flat portion has hole to secure fitting when not in use.

PART NO.	PRICE EA.
AM-O	9.00



TRIPLE CONNECTION

Three locking heads. Provides extra outlet when connected to the line. When not needed, extra outlet may be blocked by use of the Blank End.

PART NO.	PRICE EA.
AM-10	15.95

UNIVERSAL WASHER

"Air King" Washer are all one size to fit the universal locking heads. They are supplied in black Rubber for air and water; red Neoprene for oil and other services.



Cannot fail or blow out, yet can be readily replaced. Packed and shipped only in plastic bags each containing 50 washer.

*BLACK RUBBER STANDARD ON FITTINGS

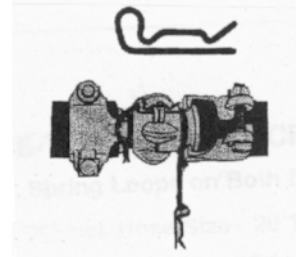
TYPE	PART NO.	PRICE EA.
*BLACK RUBBER	AWR-4	0.60
RED NEOPRENE (Oil Resistant)	AWS-6	0.88



The "Air King" Hose Ends Connected. Note collars to engage gripping extensions of "Air King" clamps, and "Air King" Safety Clip used for auxiliary safety locked.

"AIR KING" SAFETY CLIP

Not required but, designed especially for use with the "Air King" Auxiliary Lock. Inserted through two lined-up holes in the faces of the connected locking heads of any size, it prevents unintentional disconnection of the coupling. Zinc plated spring steel. Packed in plastic bags of 25



Synthetic cord Lanyards available separately for fastening Safety Clip to locking head - no lost or mislaid Clips.

TYPE	PART NO.	PRICE EA.
SAFETY CLIP ONLY	AC-1	0.50
LANYARD ONLY	ACL-8	0.50



QUICK-ACTING FOUR LUG UNIVERSAL HEAD



Washers: Neoprene, suitable for all services - air, water, oil, etc.
AWR-14 \$2.00



Locking Head on Female N.P.T.

SIZE	PART NO. PLATED STEEL	LIST PRICE EA.
1 1/4"	AM-18	22.20
1 1/2"	AM-23	22.20
2"	AM-28	25.95

ALSO AVAILABLE IN BRASS



Locking Head on Female N.P.T.

SIZE	PART NO. PLATED STEEL	LIST PRICE EA.
1 1/4"	AM-16	22.70
1 1/2"	AM-21	24.00
2"	AM-26	39.50

ALSO AVAILABLE IN BRASS

"DIX-LOCK" QUICK ACTING COUPLINGS: STYLE QM, PLATED STT-STYLE QB, BRASS



Two "DIX-LOCK" Hose Ends Connected

ILLUSTRATION	Size	STEEL		BRASS		ILLUSTRATION	Size	STEEL		BRASS	
		Part No.	List	Part No.	List			Part No.	List	Part No.	List
	3/8	QM-2	21.25	QB-2	P.O.A.		3/8	QM-21	17.20	QB-21	P.O.A.
	1/2	QM-3	21.25	QB-3	P.O.A.		1/2	QM-22	17.20	QB-22	P.O.A.
	3/4	QM-4	21.25	QB-4	P.O.A.		3/4	QM-23	17.20	QB-23	P.O.A.
Male Locking Head x Hose End						Female Locking Head x Hose End					
	3/8	QM-41	21.25	QB-41	P.O.A.		3/8	QM-61	17.20	QB-61	P.O.A.
	1/2	QM-42	21.25	QB-42	P.O.A.		1/2	QM-62	17.20	QB-62	P.O.A.
	3/4	QM-43	21.25	QB-43	P.O.A.		3/4	QM-63	17.20	QB-63	P.O.A.
Male Locking Head x Male N.P.T. End						Female Locking Head x Male N.P.T. End					
	3/8	QM-81	21.25	QB-81	P.O.A.		3/8	QM-101	17.20	QB-101	P.O.A.
	1/2	QM-82	21.25	QB-82	P.O.A.		1/2	QM-102	17.20	QB-102	P.O.A.
	3/4	QM-83	21.25	QB-83	P.O.A.		3/4	QM-103	17.20	QB-103	P.O.A.
Male Locking Head x Female N.P.T. End						Female Locking Head x Female N.P.T. End					

"DIX-LOCK" GASKETS



Size	Part No.	List
3/8	QBM-2	1.80
1/2	QBM-2	1.80
3/4	QBM-2	1.80

"DIX-LOCK" GASKETS



Part No.	List
QM-0 Plated Steel	- P.O.A.
QB-0 BRASS	- P.O.A.


"DIX-LOCK" QUICK ACTING COUPLINGS: "LOCKING-SLEEVES" - BRASS PLATED STEEL

Positive Safety Lock-Just a turn of the Locking Sleeve- cannot open until sleeve is released



Locking Head x Hose Shank

Size	STEEL		BRASS	
	Part No.	List	Part No.	List
1/2	QM-33	29.50	QB-33	P.O.A.
3/4	QM-44	29.50	QB-44	P.O.A.



Locking Head x Male N.P.T.

Size	STEEL		BRASS	
	Part No.	List	Part No.	List
1/2	QM-66	31.00	QB-66	P.O.A.
3/4	QM-88	31.00	QB-88	P.O.A.

ALWAYS KEEP CLAMPS TIGHT - USE SAFETY CHAINS/CABLES FOR STAND BY SAFETY



DUAL LOCK COUPLINGS

Dual Lock Air Couplings • Designed for use with pneumatic air tools

- Spring loaded interlocking engagement
Full opening permits full-line pressure to tool
- Optional locking key prevents sleeve retraction
- 300 psi working pressure
- Interchanges with National "A" type, Perfecting "P" type and Thor PHC series couplings.

Note: PM and PF series must be used with mating Locking Sleeve fitting.



Replacement Gasket

Part No.
855206
Price \$ 1.50



Locking Key

Part No.
855231
Price P.O.A.

Fits couplings with locking sleeve

THOR TYPE INTERCHANGE



Hose End Barb with Locking Sleeve

Size	Part No.	List Price
3/8"	PHL-6	33.50
1/2"	PHL-8	33.60
3/4"	PHL-12	34.95
1"	PHL-16	42.90



Pipe Thread Male with Locking Sleeve

Size	Part No.	List Price
3/8"	PML-6	35.00
1/2"	PML-8	34.40
3/4"	PML-12	34.40



Pipe Thread Female with Locking Sleeve

Size	Part No.	List Price
1/2"	PFL-8	35.30
3/4"	PFL-12	35.30





INTERCHANGE INDEX

OUR PART #	THOR PART #	PERFECTING PART #	NATIONAL PART	SIZE	DESCRIPTION
PHL-6	2070	410696	HS-6	3/8"	Hose End with Locking Sleeve
PHL-8	2071	410691	HS-8	1/2"	Hose End with Locking Sleeve
PHL-12	2072	410688	HS-12	3/4"	Hose End with Locking Sleeve
PHL-16	22657	410701	HS-16	1"	Hose End with Locking Sleeve
PML-6	-	410698	MLS-6	3/8"	Male Pipe Thread with Locking Sleeve
PML-8	72569	410692	MLS-8	1/2"	Male Pipe Thread with Locking Sleeve
PML-12	22434	410689	MLS-12	3/4"	Male Pipe Thread with Locking Sleeve
PFL-8	-	410693	FLS-8	1/2"	Fem. Pipe Thread with Locking Sleeve
PFL-12	22081	410690	FLS-12	3/4"	Fem. Pipe Thread with Locking Sleeve







STANDARD----SHORT SHANK COUPLINGS

(ALUMINUM)

								
	FEMALE X MALE		FEMALE		MALE		WASHERS	
SIZE	PART NO.	PRICE LIST	PART NO.	PRICE LIST	PART NO.	PRICE LIST	PART NO.	PRICE LIST
1 1/4"	CAI-125	19.00	FAI-125	P.O.A.	MA-125	P.O.A.	KRW-15	0.85
1 1/2"	CAI-150	11.00	FAI-150	8.10	MA-150	4.30	KRW-20	0.85
2"	CAI-200	15.50	FAI-200	11.50	MA-200	6.50	KRW-25	0.95
2 1/2"	CAI-250	27.50	FAI-250	18.40	MA-250	11.50	KRW-30	1.50
3"	CAI-300	34.50	FAI-300	26.00	MA-300	20.00	KRW-35	1.95
4"	CAI-400	55.00	FAI-400	46.00	MA-400	34.00	KRW-40	2.50
6"	CAI-600	110.00	FAI-600	85.00	MA-600	54.00	KRW-60	3.65

ALL BRASS----SHORT SHANK COUPLINGS

								
	FEMALE x MALE		FEMALE		MALE		WRENCHES	
SIZE	PART NO.	PRICE LIST	PART NO.	PRICE LIST	PART NO.	PRICE LIST	PART NO.	PRICE LIST
1 1/4"	CBB-125	37.70	FBB-125	P.O.A.	MB-125	P.O.A.	N/A	---
1 1/2"	CBB-150	34.00	FBB-150	P.O.A.	MB-150	P.O.A.	SW-15	14.65
2"	CBB-200	45.50	FBB-200	P.O.A.	MB-200	P.O.A.	SW-20	15.05
2 1/2"	CBB-250	82.00	FBB-250	P.O.A.	MB-250	P.O.A.	SW-25	16.90
3"	CBB-300	120.00	FBB-300	P.O.A.	MB-300	P.O.A.	SW-30	19.70
4"	CBB-400	205.00	FBB-400	P.O.A.	MB-400	P.O.A.	SW-40	19.35
							SW-60	131.35

COMBINATION NIPPLES

SIZE	MALE N.P.T. PLATED		MALE N.P.T. UNPLATED BLACK		GROOVED STEEL UNPLATED		STAINLESS#316 REG. SHANK		"TUFF LITE" POLYPROPYLENE	
	PART NO.	PRICE	PART NO.	PRICE	PART NO.	PRICE	PART NO.	PRICE	PART NO.	PRICE
1/2"	ST-1	2.00	STB-1	-	-	-	RST-1	21.75	050-HN	3.25
3/4"	ST-5	3.00	STB-5	-	STV-5	P.O.A.	RST-5	20.00	075-HN	3.50
1"	ST-10	3.50	STB-10	3.50	STV-10	P.O.A.	RST-10	22.50	100-HN	4.00
1 1/4"	ST-15	4.00	STB-15	4.00	STV-15	P.O.A.	RST-15	32.00	125-HN	5.95
1 1/2"	ST-20	5.50	STB-20	5.20	STV-20	P.O.A.	RST-20	30.00	150-HN	6.50
2"	ST-25	8.00	STB-25	8.00	STV-25	14.20	RST-25	39.50	200-HN	7.00
2 1/2"	ST-30	13.75	STB-30	-	STV-30	22.20	RST-30	89.00	250-HN	---
3"	ST-35	14.00	STB-35	14.95	STV-35	19.95	RST-35	106.00	300-HN	18.50
4"	ST-40	26.00	STB-40	26.50	STV-40	32.35	RST-40	175.00	400-HN	22.00
5"	ST-50	60.00	STB-50	-	STV-50	P.O.A.	RST-50	P.O.A.		
6"	ST-60	75.00	STB-60	79.00	STV-60	94.00	RST-60	P.O.A.		
8"	ST-80	145.00	STB-80	-	STV-80	174.00				
10"	ST-100	P.O.A.	STB-100	-	ST-V100	277.00				
12"	ST-120	P.O.A.	STB-120	-						

SUCTION HOSE STRAINERS—SQUARE, ROUND HOLE & LONG THIN TYPE

SIZE	Standard Round Hole Threaded NPT		Square Hole Type Threaded NPT		Long Thin Round Hole Type	
	PART NO.	LIST PRICE	PART NO.	LIST PRICE	PART NO.	LIST PRICE
1 1/2"	RHS-20	15.50	SHS-20	17.00	RSS-20	31.00
2"	RHS-25	16.90	SHS-25	19.50	RSS-25	33.00
2 1/2"	RHS-30	23.00	SHS-30	30.00	RSS-30	38.00
3"	RHS-35	25.70	SHS-35	31.00	RSS-35	52.00
4"	RHS-40	28.50	SHS-40	34.50	RSS-40	68.00
5"	RHS-50	P.O.A.	SHS-50	P.O.A.		
6"	RHS-60	85.50	SHS-60	120.00		
8"	RHS-80	175.00				
10"	RHS-100	P.O.A.				
12"	RHS-120	P.O.A.				



SKIMMER STRAINERS



BOTH TYPES - ZINC PLATED STEEL

	SIZE	PART NUMBER	LIST PRICE
SKIMMER	1 1/2"	DST-20	77.00
TOP HOLE	2"	DST-25	85.50
TYPE	3"	DST-35	P.O.A.



	SIZE	PART NUMBER	LIST PRICE
SKIMMER	1 1/2"	DSB-20	77.00
BOTTOM	2"	DSB-25	85.50
HOLE TYPE	3"	DSB-35	P.O.A.

FOOT VALVES COMPLETE

PAINTED





SIZE	PART NUMBER	LIST PRICE	SIZE	PART NUMBER	LIST PRICE
1"	DFVS-10	P.O.A.	4"	DFVS-40	134.50
1 1/4"	DFVS-15	P.O.A.	5"	DFVS-50	P.O.A.
1 1/2"	DFVS-20	24.50	6"	DFVS-60	285.00
2"	DFVS-25	41.00	8"	DFVS-80	P.O.A.
2 1/2"	DFVS-30	58.00	10"	DFVS-100	P.O.A.
3"	DFVS-35	66.50	12"	DFVS-120	P.O.A.

STEEL HOSE MENDER

NYLON "TUFF LITE"

HEX NIPPLES PLATED STEEL



SIZE	STEEL PART NO.	PRICE EA.	NYLON PART NO.	PRICE EA.	SHANK X N.T.P.	PART NO.	PRICE
1/4"	DMA	7.20	TM-2	2.20	1/4 X 1/8	3501	4.30
3/8"	DMB	7.50	TM-3	2.20	1/4 X 1/4	3502	4.50
1/2"	DM-1	2.50	TM-4	2.75	1/4 X 3/8	3504	4.50
5/8"	DM-5	P.O.A.	TM-5	3.30	3/8 X 1/4	3505	4.70
3/4"	DM-6	3.50	TM-6	3.85	3/8 X 3/8	3506	4.70
1"	DM-11	3.65	TM-8	11.00	3/8 X 1/2	3508	5.55
1 1/4"	DM-16	4.10	TM-16	13.20	1/2 X 1/4	3509	5.95
1 1/2"	DM-21	5.50	TM-21	22.00	1/2 X 3/8	3510	5.95
2"	DM-26	7.30	TM-26	-	1/2 X 3/4	3511	8.90
2 1/2"	DM-31	14.90	N/A	-	1/2 X 1/2	3512	6.65
3"	DM-36	17.60	TM-36	83.05	3/4 X 1/8	3513	9.70
4"	DM-46	29.00	TM-46	-	3/4 X 3/4	3514	8.80
5"	DM-51	49.90	N/A	-	1 X 3/4	3516	8.90
6"	DM-66	66.75	TM-66	-	1 X 1	3518	10.95
8"	DM-86	175.00	N/A	-			



“STEEL” LONG SHANK COUPLINGS, SLS AND MLS–N.P.S. THREAD



COMPLETE COUPLING
PLATED STEEL-STYLE SLS

FEMALE COUPLING
WITH SWIVEL NUT

MALE COUPLING

HOSE AND N.P.S. SIZE		PART NUMBER	LIST PRICE	PART NUMBER	LIST PRICE	PART NUMBER	LIST PRICE
1/2" X 1/2"		SLS-404	26.30	SLS-444	13.90	SLS-414	12.80
3/4" X 3/4"		SLS-606	28.90	SLS-646	15.00	SLS-616	14.30
1" X 1"		SLS-808	40.50	SLS-848	22.00	SLS-818	18.95

PLATED MALLEABLE IRON - STYLE MLS

1 1/4" X 1 1/4"	MLS-48	P.O.A.	MLS-33	P.O.A.	MLS-15	P.O.A.
1 1/2" X 1 1/2"	MLS-63	P.O.A.	MLS-43	P.O.A.	MLS-20	P.O.A.
2" X 2"	MLS-78	P.O.A.	MLS-53	P.O.A.	MLS-25	P.O.A.

BRASS LONG SHANK

NPSM THREAD

FEMALE WITH
SWIVEL NUT (Machined)



MALE
(Machined)



COMPLETE COUPLING
(Machined)



HOSE ID	NPSM THREADS	PART NO.	PRICE EA.	PART NO.	PRICE EA.	PART NO.	PRICE EA.
3/8"	3/8"	BLS-343	P.O.A.	BLS-313	P.O.A.	BLS-303	P.O.A.
1/2"	1/2"	BLS-444	9.50	BLS-414	7.00	BLS-404	14.98
1/2"	3/4"	BLS-446	P.O.A.	BLS-416	P.O.A.	BLS-406	P.O.A.
3/4"	3/4"	BLS-646	9.95	BLS-616	10.00	BLS-606	15.30
1"	1"	BLS-848	13.50	BLS-818	11.00	BLS-808	17.20
		CAST		CAST		CAST	
1 1/4"	1 1/4"	BLS-33	42.80	BLS-15	33.50	BLS-48	75.00
1 1/2"	1 1/2"	BLS-43	52.50	BLS-20	39.25	BLS-63	90.50
2"	2"	BLS-53	84.00	BLS-25	64.00	BLS-78	145.00



BALL VALVES--BRASS, STAINLESS STEEL AND CARBON STEEL



**BRASS
FULL PORT
600 PSI**
CHROME PLATED BALL
PTFE PACKING AND BALL
SEAT
FEM. NPT X FEM. NPT
600 PSI-W.O.G.- 1/4" to 2"
400 PSI-W.O.G.- 2 1/2" to 4"

**STAINLESS STEEL
FULL PORT
1000 PSI**
316 STAINLESS STEEL
BODY BALL, CAP AND
STEM PTFE JOINT GASKET
AND THRUST WASHER 1/4" TO
2" 1000 PSI W.O.G.

**STAINLESS STEEL
FULL PORT
2000 PSI**
316 STAINLESS STEEL
BODY BALL, CAP AND
STEM PTFE JOINT GASKET
AND THRUST WASHER 1/4"
TO 2" 2000 PSI W.O.G.

For Carbon Steel Ball Valves	SIZE (INS)	PART NO.	LIST PRICE \$/EA	PART NO.	LIST PRICE \$/EA	PART NO.	LIST PRICE \$/EA
	Use Part No. IBV-	1/4"	BBV- 25	8.00	SBV- 25	31.00	SSBV- 25
3/4"		BBV- 38	8.00	SBV- 38	31.00	SSBV- 38	59.00
1/2"		BBV- 50	9.20	SBV- 50	33.00	SSBV- 50	65.00
3/4"		BBV- 75	12.90	SBV- 75	47.70	SSBV- 75	74.00
1"		BBV-100	19.50	SBV-100	60.60	SSBV-100	103.00
1 1/4"		BBV-125	31.95	SBV-125	81.75	SSBV-125	142.00
1 1/2"		BBV-150	40.80	SBV-150	104.60	SSBV-150	188.00
2"		BBV-200	66.00	SBV-200	159.35	SSBV-200	275.00
2 1/2"		BBV-250	155.00	SBV-250	P.O.A.	SSBV-250	P.O.A.
3"		BBV-300	207.00	SBV-300	P.O.A.	SSBV-300	645.00
4"	BBV-400	319.00					

SINGLE AND DOUBLE BRASS BALL VALVE

* DKHA-10V

with "DOWNSTREAM VENTING"

Brass, nicked ball
reinforced TEFLON seal, BUNA N spindle seal, handle stop,
working pressure 400 PSI.

"Downstream Venting" is a unique built-in safety factor which allows dissipation
of air trapped in the hose when the air supply is shut off at the valve



PART NO.	SIZE		TYPE	LIST PRICE \$ EA
	INLET	OUTLET		
DKHA-34V	3/4" Fem.	x 3/4" Fem.	Single Ball Valve	36.00
* DKHA-10V	1" Fem.	x 3/4" Male	Double Ball Valve	116.00
RHG06N	Replacement Handles Nut			13.25

"DOWNSTREAM VENTING"

POLYPROPYLENE BALL VALVES

Made of the same tough, chemically inert Polypropylene as the fittings
above. "Teflon" seats and "Viton" "O"-Ring seals. Easy to service and
easy, non-stick operations.



6-Bolt Valves



Small or Standard
4 Bolt Valves

Maximum Operating Pressure
For Polypropylene Valves--75 p.s.i.

STRAIGHT THRU VALVES

1" - PV-100 (small 4-Bolt) -List \$66.60
2" - PV-200 (standard 4-Bolt) -List \$105.00

FULL PORT VALVES

Size	Part No.	List Price \$/ea.
1/2"	PVFP-50	46.00
3/4"	PVFP-75	49.00
1"	PVFP-100	56.00
1 1/2"	PVFP-150	74.00
2"	PVFP-200	99.95
3"	PVFP-300	235.00

BRONZE GATE VALVES



125-Pound Bronze Gate Valve
 Inside Screw, Non-Rising Ste.
 Screwed-over Bonnet, Solid Wedge
 Disc, Screwed Ends

Working Pressure (Non-Shock):
 125 psi Saturated Steam
 200 psi Water, Oil, Gas

NON-RISING STEM

SIZE	PART NO.	LIST PRICE EA.
1/4"	206A-4	10.25
3/8"	206A-6	10.50
1/2"	206A-8	10.50
3/4"	206A-12	13.00
1"	206A-16	17.60
1 1/4"	206A-20	27.50
1 1/2"	206A-24	34.50
2"	206A-32	46.90
2 1/2"	206A-40	94.50
3"	206A-48	122.00
4"	206A-64	198.00

BRONZE CHECK VALVES

Fig. No. 236
Screwed Ends



125-Pound Bronze Swing Check Valve
 Screwed-in Cap, Bronze
 Disc, Horizontal Vertical Way,
 Screwed Ends Composition Teflon
 Disc Types are available.

Working Pressure (Non-Shock):
 125 psi Saturated Steam
 200 psi Water, Oil, Gas

SIZE	PART NO.	LIST PRICE EA.
3/8"	236-6	10.75
1/2"	236-8	11.96
3/4"	236-12	15.75
1"	236-16	21.36
1 1/4"	236-20	33.35
1 1/2"	236-24	42.73
2"	236-32	59.00
3"	236-48	169.50

BRONZE "Y" STRAINERS



- Cast Bronze body, Female x Female NPT ends
- 304 Stainless Steel screen
- 400 PSI WOG, 300 PSI Working Steam Pressure

NPT Size	Part #	Description	Price
1/4"	59-001	50 x 50 mesh	-
3/8"	59-002	50 x 50 mesh	-
1/2"	59-003	50 x 50 mesh	36.50
3/4"	59-004	20 x 20 mesh	49.95
1"	59-005	20 x 20 mesh	79.90
1 1/4"	59-006	20 x 20 mesh	110.00
1 1/2"	59-007	20 x 20 mesh	132.00
2"	59-008	20 x 20 mesh	220.00

LEVER OR STEM TYPE BRONZE GATE VALVES



QUICK ACTING LEVER TYPE			TOP OPENING STEM TYPE		
SIZE (ins.)	PART NO.	LIST PRICE	SIZE (ins.)	PART NO.	LIST PRICE
2"	8503	191.50	4"	8205	345.00
3"	8504	336.00	6"	8206	597.50
4"	8505	483.00			

FIRE HOSE COUPLINGS & ACCESSORIES

BRASS HYDRANT ADAPTORS C.S.A. FEMALE X MALE N.P.T. REDUCER (SOLID)



PART NO.	SIZE & THREADS	LIST PRICE \$ EA.
A75-150	2 1/2" Female x 1 1/2" Male	63.30
A75-150Q	2 1/2" Female x 1 1/2" Male Que/ Th	63.30
A75-200	2 1/2" Female x 2" Male	194.00
A75-250	2 1/2" Female x 2.1/2" Male	112.00
A75-300	2 1/2" Female x 3" Male	279.00

BRASS HYDRANT ADAPTORS C.S.A. FEMALE X MALE N.P.T. REDUCER (SWIVEL)



PART NO.	SIZE & THREADS	LIST PRICE \$ EA.
A91- 200	2 1/2" Female C.S.A. X2" M PT	250.00
A91- 250	2 1/2" Female C.S.A. X2-1/2" M PT	230.00
A91- 300	2 1/2" Female C.S.A. X3" M PT	340.00

SINGLE HYDRANT GATE VALVE

2 1/2 size only. Gate valves are furnished with bolted top and crank type handle with swivel grip for fast operation. Standard with female swivel inlet and male outlet. Swivel furnished with pin lugs.



PART NO.	LIST PRICE \$ EA.
A53G	\$460.00

BRASS HYDRANT ADAPTORS C.S.A. MALE X MALE N.P.T. REDUCER (SOLID)



PART NO.	SIZE & THREADS	LIST PRICE \$ EA.
A92- 200	2 1/2" Male C.S.A. X2" M PT	80.00
A92- 250	2 1/2" Male C.S.A. X2-1/2" M PT	81.90

PLAIN CAST-BRASS NOZZLE



PART NO.	LGTH.	SIZE	THREAD	LIST PRICE \$ EA.
BN-10	8 ins.	1"	NPT	24.60
BN-12	10 ins.	1 1/4"	NPT	41.25
BN-15	10 ins.	1 1/2"	NPT	54.90
BN-20	12 ins.	2"	NPT	64.50

PLASTIC FOG NOZZLES



PART NO.	SIZE & THREADS*	LIST PRICE \$ EA.
SL-075G	3/4 Female GHT	21.25
SL-075	3/4" Female NPT	30.00
SL-100	1" Female NPT	30.00
SL-150	1 1/2" Female NPT	30.00
SL-200	2" Female NPT	115.00

BRASS FOG NOZZLES





PART NO	SIZE & THREADS*	LIST PRICE \$ EA.
A7B-150	1 1/2" X Female I.P.T.	85.00
A7B-250	2 1/2" x Female I.P.T.	298.00

STANDARD PRE-FORMED CLAMPS

PRE-FORMED TYPE

Made to slide on hose before tightening. Double wrapped and formed to a given diameter size.
3/8" and 5/8" (Nominal) Width



Standard High-Carbon Galvanized

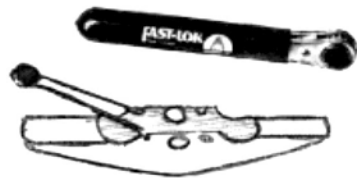
CATALOG NUMBER	CLAMPS PER PKG	BAND WIDTH & THICKNESS	CLAMP DIAMETER	LIST PRICE \$/EA.
CP-3	100	3/8 X .022	1 13/16"	0.48
CP-311	100	3/8 X .022	1 3/8"	0.51
CP-4	100	5/8 X .025	1"	0.60
CP-5	100	5/8 X .025	1 1/4"	0.62
CP-6	100	5/8 X .031	1 1/2"	0.68
CP-7	100	5/8 X .031	1 3/4"	0.73
CP-8	100	5/8 X .031	2"	0.79
CP-9	100	5/8 X .031	2 1/4"	0.84
CP-10	50	5/8 X .031	2 1/2"	0.95
CP-11	50	5/8 X .031	2 3/4"	0.99
CP-12	50	5/8 X .031	3"	1.01
CP-14	50	5/8 X .031	3 1/2"	1.08
CP-16	25	5/8 X .031	4"	1.21
CP-18	25	5/8 X .031	4 1/2"	1.32
CP-20	25	5/8 X .031	5"	1.43
CP-24	25	5/8 X .031	6"	1.56
CP-28	25	5/8 X .031	7"	2.33
CP-32	25	5/8 X .031	8"	2.38

Type 302 Stainless Steel

CATALOG NUMBER	BAND WIDTH & THICKNESS	LIST PRICE \$/EA.
CP-3S	3/8 X .020	1.25
CP-311S	3/8 X .020	1.12
CP-4S	5/8 X .022	1.48
CP-5S	5/8 X .022	1.54
CP-6S	5/8 X .022	1.65
CP-7S	5/8 X .022	1.80
CP-8S	5/8 X .022	1.90
CP-9S	5/8 X .022	2.00
CP-10S	5/8 X .022	2.20
CP-11S	5/8 X .022	2.30
CP-12S	5/8 X .022	2.40
CP-14S	5/8 X .022	2.66
CP-16S	5/8 X .020	3.05
CP-18S	5/8 X .022	3.30
CP-20S	5/8 X .022	3.50
CP-24S	5/8 X .022	3.95
CP-28S	5/8 X .022	4.95
CP-32S	5/8 X .022	P.O.A.

PRE-FORMED CLAMPING TOOLS

F-38 LIGHT DUTY TOOL



Portable hand tool used to apply Punch Type Clamps.

LIST PRICE \$ 99.95

F-40 MEDIUM DUTY TOOL



Used to apply Punch Type clamps (heavier than F-38)

LIST PRICE \$ 185.00

F-100 HEAVY DUTY TOOL





Used to apply Punch Type clamps.


LIST PRICE \$ 244.00

2-EAR CLAMPS ZINCPLATED


PART NO.	NOMINAL SIZE	Inside Dia- Inches		LIST PRICE \$/E.A.
		CLOSED	OPEN	
0041	5/32"	.122	.161	0.58
0045	1 1/64"	.138	.177	0.58
0305	3/16"	.118	.197	0.58
0507	1/4"	.197	.276	0.60
0709	5/16"	.276	.354	0.65
0811	3/8"	.315	.433	0.65
1113	1/2"	.433	.512	0.73
1315	9/16"	.512	.591	0.76
1517	19/32"	.591	.669	0.80
1518	5/8"	.591	.708	0.84
1720	3/4"	.669	.787	0.91
1922	13/16"	.748	.866	0.95
2023	7/8"	.787	.905	1.06
2225	15/16"	.866	.984	1.12
2327	1"	.905	1.063	1.23
2528	1 1/16"	.984	1.012	1.23
2731	1 1/8"	1.063	1.220	1.28
2831	1 3/16"	1.102	1.220	1.28
3134	1 5/16"	1.220	1.339	1.42
3437	1 7/16"	1.339	1.457	1.42
3740	1 1/2"	1.457	1.575	1.56
4043	1 5/8"	1.575	1.693	1.56
4346	1 3/4"	1.693	1.811	1.56




HOW TO APPLY:



Position clamp on hose as illustrated.



Give each ear a firm squeeze with your Pincers.



Where access to ear is difficult, use Slide Jaw Pincers Model 1099.

CLAMP TOOL



MODEL 1098
- STANDARD PINCERS
LIST PRICE PRICE \$74.36



HF Series Hose Clamp - Carbon Steel Screw

Carbon Steel Screw

Part Number	Standard Package	Nominal Size	Minimum Diameter	Maximum Diameter	List Each
HF-6	10	3/8" (.375)	3/8" (.44)	25/32" (.78)	0.99
HF-8	10	1/2" (.50)	1/2" (.44)	1" (.91)	0.99
HF-10	10	5/8" (.625)	9/16" (.56)	1-1/8" (1.06)	0.99
HF-12	10	3/4" (.750)	11/16" (.69)	1-1/4" (1.25)	1.03
HF-16	10	1" (1.00)	5/8" (.75)	1-1/2" (1.50)	1.03
HF-20	10	1-1/4" (1.25)	13/16" (.81)	1-3/4" (1.75)	1.03
HF-24	10	1-1/2" (1.50)	1-1/16" (1.06)	2" (2.00)	1.03
HF-28/30	10	1-3/4" (1.75)	1-7/16" (1.31)	2-3/8" (2.50)	1.03
HF-32	10	2" (2.00)	1-9/16" (1.56)	2-3/8" (2.50)	1.10
HF-36	10	2-1/4" (2.25)	1-1/13" (1.81)	2-3/4" (2.75)	1.10
HF-40	10	2-1/2" (2.50)	2-1/16" (2.06)	3" (3.00)	1.20
HF-44	10	2-3/4" (2.75)	2-5/16" (2.31)	3-1/4" (3.25)	1.20
HF-48	10	3" (3.00)	2-9/16" (2.56)	3-1/2" (3.50)	1.20
HF-52	10	3-1/4" (3.25)	2-13/16" (2.81)	3-3/4" (3.75)	1.30
HF-56	10	3-1/2" (3.50)	3" (3.06)	4" (4.00)	1.44
HF-60	10	3-3/4" (3.75)	3-5/16" (3.31)	4-1/4" (4.25)	1.54
HF-64	10	4" (4.00)	3-9/16" (3.56)	4-1/2" (4.50)	1.54
HF-72	10	4-1/2" (4.50)	4-1/8" (4.06)	5" (5.00)	1.57
HF-80	10	5" (5.00)	4-5/8" (4.56)	5-1/2" (5.50)	1.67
HF-88	10	5-1/2" (5.50)	5-1/8" (5.06)	6" (6.00)	1.71
HF-96	10	6" (6.00)	5-5/8" (5.56)	6-1/2" (6.50)	1.84
HF-104	10	6-1/2" (6.50)	6-1/8" (6.06)	7" (7.00)	2.35
HF-116	10	7-1/4" (7.25)	6-7/8" (6.50)	7-3/4" (7.75)	3.05
HF-128	10	8" (8.00)	7-5/8" (5.69)	8-1/2" (8.50)	3.18
HF-140	10	8-3/4" (8.75)	7-7/8" (6.44)	9-1/4" (8.25)	P.O.A.
HF-152	10	9-1/2" (9.50)	9-1/8" (7.19)	10" (10.00)	3.69
HF-212	--	13-1/8" (13.125)	12-5/16" (10.94)	13-5/8" (13.75)	5.80
HF-224	--	14" (14.00)	13-1/4" (11.69)	14-1/2" (14.50)	5.98



- 301 stainless steel band and housing
- 5/16" slotted hex-head screw
- carbon steel screw
- 1/2" wide band

Mini Clamp

301 stainless steel band and housing
1/4" slotted hex-head screw



Carbon Steel Screw

Part Number	Standard Package	Minimum Diameter	Maximum Diameter	List Each
HF-4	10	1/4" (.25)	5/8" (.63)	.99
HF-5	10	5/16" (.31)	7/8" (.91)	.99



HF-SS Series Hose Clamp - All Stainless Steel

All Stainless Steel

Item Code Number	Standard Package	Nominal Size	Minimum Diameter	Maximum Diameter	List Each
HF-6-SS	10	3/8" (.375)	3/8" (.44)	25/32" (.78)	1.54
HF-8-SS	10	1/2" (.50)	1/2" (.44)	1" (.91)	1.54
HF-10-SS	10	5/8" (.625)	9/16" (.56)	1-1/8" (1.06)	1.54
HF-12-SS	10	3/4" (.750)	11/16" (.69)	1-1/4" (1.25)	1.54
HF-16-SS	10	1" (1.00)	5/8" (.75)	1-1/2" (1.50)	1.54
HF-20-SS	10	1-1/4" (1.25)	13/16" (.81)	1-3/4" (1.75)	1.57
HF-24-SS	10	1-1/2" (1.50)	1-1/16" (1.06)	2" (2.00)	1.57
HF-28/30-SS	10	1-3/4" (1.75)	1-7/16" (1.31)	2-3/8" (2.50)	1.61
HF-32-SS	10	2" (2.00)	1-9/16" (1.56)	2-3/8" (2.50)	1.61
HF-36-SS	10	2-1/4" (2.25)	1-13/16" (1.81)	2-3/4" (2.75)	1.64
HF-40-SS	10	2-1/2" (2.50)	2-1/16" (2.06)	3" (3.00)	1.81
HF-44-SS	10	2-3/4" (2.75)	2-5/16" (2.31)	3-1/4" (3.25)	1.98
HF-48-SS	10	3" (3.00)	2-9/16" (2.56)	3-1/2" (3.50)	1.97
HF-52-SS	10	3-1/4" (3.25)	2-13/16" (2.81)	3-3/4" (3.75)	2.04
HF-56-SS	10	3-1/2" (3.50)	3" (3.06)	4" (4.00)	2.07
HF-60-SS	10	3-3/4" (3.75)	3-5/16" (3.31)	4-1/4" (4.25)	2.24
HF-64-SS	10	4" (4.00)	3-9/16" (3.56)	4-1/2" (4.50)	2.28
HF-72-SS	10	4-1/2" (4.50)	4-1/8" (4.06)	5" (5.00)	2.30
HF-80-SS	10	5" (5.00)	4-5/8" (4.56)	5-1/2" (5.50)	2.60
HF-88-SS	10	5-1/2" (5.50)	5-1/8" (5.06)	6" (6.00)	2.65
HF-96-SS	10	6" (6.00)	5-5/8" (5.56)	6-1/2" (6.50)	2.70
HF-104-SS	10	6-1/2" (6.50)	6-1/8" (6.06)	7" (7.00)	3.35
HF-116-SS	10	7-1/4" (7.25)	6-7/8" (6.50)	7-3/4" (7.75)	4.15
HF-128-SS	10	8" (8.00)	7-5/8" (6.69)	8-1/2" (8.50)	4.25
HF-140-SS	10	8-3/4" (8.75)	7-7/8" (6.44)	9-1/4" (8.25)	P.O.A
HF-152-SS	10	9-1/2" (9.50)	9-1/8" (7.19)	10" (10.00)	4.98
HF-212-SS	--	13-1/8" (13.125)	12-5/16" (10.94)	13-5/8" (13.75)	6.90
HF-224-SS	--	14" (14.00)	13-1/4" (11.69)	14-1/2" (14.50)	6.98



All Stainless Steel

- 301 stainless steel band and housing
- 305 stainless steel screw
- 5/16" slotted hex-head screw
- 1/2" wide band

MINI CLAMP

301 stainless steel band and housing
1/4" Slotted hex-head screw



All Stainless Steel - With 400 Series Stainless Steel Screw				
Part Number	Standard Package	Minimum Diameter	Maximum Diameter	List Each
HF-4-SS	10	1/4" (.25)	5/8" (.63)	1.34
HF-5-SS	10	5/16" (.31)	7/8" (.91)	1.34



SUPER CLAMP

A Unique Clamp: DURABLE, RE-USABLE AND LEAK PROOF

The wide, smooth band clamping surface, tough high torque single bolt, and special "no-pinch" tightening design makes this hose clamp truly 'SUPER'.



**T - BOLT CLAMP
LEAK PROOF**

ZINC PLATED STEEL		SPECIFICATIONS			ALL STAINLESS STEEL	
PART NUMBER	LIST PRICE EACH	BAND WIDTH INCHES	SIZE RANGE INCHES		PART NUMBER	LIST PRICE EACH
			FROM	TO		
301-17-19	3.00	25/32	1 1/16"	3/4"	SS301-17-19	6.20
301-20-22	3.05	25/32	13/16"	29/32"	SS301-20-22	6.40
301-23-25	3.10	25/32	29/32"	1"	SS301-23-25	6.50
301-26-28	3.15	25/32	1 1/16"	1 5/32"	SS301-26-28	6.60
301-29-31	3.95	7/8	1 5/32"	1 7/32"	SS301-29-31	6.85
301-32-35	4.00	7/8	1 7/32"	1 5/16"	SS301-32-35	6.85
301-36-39	4.20	7/8	1 7/16"	1 9/16"	SS301-36-39	6.95
301-40-43	4.20	7/8	1 9/16"	1 11/16"	SS301-40-43	9.20
301-44-47	4.60	7/8	1 11/16"	1 27/32"	SS301-44-47	9.20
301-48-51	4.80	7/8	1 27/32"	2"	SS301-48-51	9.25
301-52-55	5.00	7/8	2"	2 5/32"	SS301-52-55	9.80
301-56-59	5.15	7/8	2 5/32"	2 5/16"	SS301-56-59	10.50
301-60-63	5.35	7/8	2 5/16"	2 15/32"	SS301-60-63	10.50
301-64-67	5.50	7/8	2 15/32"	2 11/16"	SS301-64-67	11.55
301-68-73	7.55	1- 5/64	2 11/16"	2 7/8"	SS301-68-73	12.00
301-74-79	7.80	1- 5/64	2 7/8"	3 3/32"	SS301-74-79	12.80
301-80-85	7.95	1- 5/64	3 3/32"	3 5/16"	SS301-80-85	13.00
301-86-91	8.20	1- 5/64	3 5/16"	3 9/16"	SS301-86-91	13.50
301-92-97	8.25	1- 5/64	3 9/16"	3 13/16"	SS301-92-97	13.65
301-98-103	8.50	1- 5/64	3 13/16"	4 3/32"	SS301-98-103	13.65
301-104-112	8.80	1- 5/64	4 3/32"	4 3/8"	SS301-104-112	14.20
301-113-121	9.05	1- 5/64	4 3/8"	4 3/4"	SS301-113-121	14.50
301-122-130	9.45	1- 5/64	4 3/4"	5 1/8"	SS301-122-130	14.70
301-131-139	11.70	1- 7/32	5 1/8"	5 1/2"	SS301-131-139	P.O.A.
301-140-148	12.00	1- 7/32	5 1/2"	5 7/8"	SS301-140-148	P.O.A.
301-149-161	12.40	1- 7/32	5 7/8"	6 3/8"	SS301-149-161	P.O.A.
301-162-174	13.20	1- 7/32	6 3/8"	6 7/8"	SS301-162-174	P.O.A.
301-175-187	13.40	1- 7/32	6 7/8"	7 3/8"	SS301-175-187	P.O.A.
301-188-200	15.45	1- 7/32	7 3/8"	7 7/8"	SS301-188-200	P.O.A.
301-201-213	15.85	1- 7/32	7 7/8"	8 3/8"	SS301-201-213	P.O.A.
301-214-226	16.20	1- 7/32	8 3/8"	8 7/8"	SS301-214-226	P.O.A.
301-227-239	16.60	1- 7/32	8 7/8"	9 3/8"	SS301-227-239	P.O.A.
301-240-252	17.00	1- 7/32	9 3/8"	9 7/8"	SS301-240-252	P.O.A.

BRASS HOSE FERRULES

PART NO.	"A" INSIDE DIAMETER	"B" FERRULE LENGTH	"C" HOLE SIZE	LIST PRICE		PART NO.	"A" INSIDE DIAMETER	"B" FERRULE LENGTH	"C" HOLE SIZE	LIST PRICE
DFBL-340	.340	.750	.328	P.O.A.		DFBL-850	.340	.968	.687	1.30
DFBL-375	.375	.718	.328	-		DFBL-875	.375	.968	.750	1.30
DFBL-400	.400	.718	.328	-		DFBL-900	.400	.968	.750	1.45
DFBL-425	.425	.718	.328	-		DFBL-925	.425	.968	.750	1.45
DFBL-450	.450	.718	.328	-		DFBL-950	.450	.968	.750	1.50
DFBL-475	.475	.718	.328	0.78		DFBL-975	.475	.968	.875	-
DFBL-500	.550	.718	.328	0.83		DFBL-1000	1.000	.968	.875	2.80
DFBL-525	.528	.718	.406	0.83		DFBL-1025	1.025	.968	.875	2.80
DFBL-550	.550	.718	.406	0.83		DFBL-1050	1.050	.968	.875	2.80
DFBL-575	.575	.968	.406	0.94		DFBL-1075	1.075	.968	.875	2.90
DFBL-600	.600	.968	.453	0.94		DFBL-1100	1.100	.968	.875	-
DFBL-625	.625	.968	.453	0.94		DFBL-1125	1.125	.968	.875	2.95
DFBL-650	.650	.968	.453	0.94		DFBL-1150	1.150	.968	.875	3.80
DFBL-675	.675	.968	.500	0.94		DFBL-1175	1.175	.968	.875	4.10
DFBL-700	.700	.968	.500	1.08		DFBL-1200	1.200	.968	1.000	-
DFBL-725	.725	.968	.500	1.04		DFBL-1225	1.225	.968	1.000	4.95
DFBL-750	.750	.968	.500	1.04		DFBL-1250	1.250	.968	1.000	-
DFBL-775	.775	.968	.593	1.04		DFBL-1325	1.325	.968	1.046	P.O.A.
DFBL-800	.800	.968	.593	1.25		DFBL-1500	1.500	.925	1.125	P.O.A.
DFBL-825	.825	.968	.593	1.25						

BANDS BUCKLES AND TOOLS

C-001 THE BANDING TOOL

A drop forged electroplated tool with tensioning capability of over 2,400 pounds and built-in cutter. Used to apply Bands and Buckles.



LIST PRICE \$198.00

G-402 GIANT TOOL

The Giant Tool must be used to apply heavy duty Giant clamps. Measuring 16 1/2" in length, it is designed to pull up to 6,000 pounds.

LIST PRICE P.O.A.

BAND TYPE 201 STAINLESS STEEL (Standard Package 21 m 100 ft.)



BAND

CAT. NO.	WIDTH	THICKNESS	WEIGHT	LIST PRICE/C
C-202	1/4" 6,4mm	0,51mm	0,90Kg	106.00
C-203	3/8" 9,5mm	0,64mm	1,59Kg	98.50
C-204	1/2" 12,7mm	0,76mm	2,21Kg	149.00
C-205	5/8" 15,9mm	0,76mm	2,89Kg	158.00
C-206	3/4" 19,1mm	0,76mm	3,32Kg	165.00

GIANT BAND TYPE 201 STAINLESS STEEL (Standard Package 21 m 100 ft.)

CAT. NO.	WIDTH	THICKNESS	WEIGHT	LIST PRICE/C
G-430	3/4" 19,1mm	1,12mm	5,26Kg	P.O.A.
G-431	1" 25,4mm	1,12mm	6,21Kg	P.O.A.
G-432	1 1/4" 31,8mm	1,12mm	7,80Kg	P.O.A.

BUCKLES TYPE 201 STAINLESS STEEL (Standard Package 100 Each)



BUCKLES

CAT. NO.	WIDTH	WEIGHT	LIST PRICE/BOX
C-252	1/4" 6,4mm	0,1Kg	80.50
C-253	3/8" 9,5mm	0,4Kg	89.90
C-254	1/2" 12,7mm	1,0Kg	110.00
C-255	5/8" 15,9mm	1,1Kg	124.00
C-256	3/4" 19,1mm	1,7Kg	138.00

GIANT BAND TYPE 201 STAINLESS STEEL (Standard Package 21 m 100 ft.)

CAT. NO.	WIDTH	WEIGHT	LIST PRICE/BOX
G-440	3/4" 19,1mm	0,8Kg	125.00
G-441	1" 25,4mm	1,1Kg	P.O.A.
G-442	1 1/4" 31,8mm	1,4Kg	P.O.A.

Buckles Ear-Lok, are designed to accommodate both single or double wrap clamps in metals and widths to correspond with Bands.

STANDARD BOLT CLAMPS




PLATED MALLEABLE IRON



I.D. SIZE	HOSE O.D.		PART#	PRICE
	FROM	TO		
1/4"	9/16"	2 1/32"	BD	P.O.A.
3/8"	11/16"	7/8"	CD	P.O.A.
1/2"	13/16"	15/16"	DD	P.O.A.
1/2"	15/16"	1 1/16"	B-4	5.70
1/2"	11/16"	13/16"	B-5	P.O.A.
3/4"	15/32"	1 9/32"	BU9S	-
3/4"	1 3/16"	1 5/16"	BU-9	6.25
3/4"	1 5/16"	1 1/2"	B-9	P.O.A.
3/4"	1 1/2"	1 11/16"	B-10	P.O.A.
1/2"	29/32"	1 1/32"	968	P.O.A.
1"	1 13/32"	1 9/16"	156*	P.O.A.
1"	1 17/32"	1 23/32"	BU-14*	11.65
1"	1 11/16"	1 15/16"	B-14	P.O.A.
1"	1 11/16"	1 7/8"	187	P.O.A.
1"	1 15/16"	2 1/8"	B-15	P.O.A.
	1 7/8"	2 1/16"	206*	P.O.A.
	2"	2 1/8"	212*	P.O.A.
1 1/4"	1 1/2"	1 25/32"	BU-18	P.O.A.
1 1/4"	1 25/32"	2 3/32"	BU-19	37.40
1 1/4"	2 1/8"	2 3/8"	B-19	16.00
	2 1/16"	2 1/4"	225*	P.O.A.
1 1/2"	1 13/16"	2"	BU-22	P.O.A.
1 1/2"	2"	2 7/32"	B-22	P.O.A.
1 1/2"	2 3/16"	2 3/8"	BU-24	16.60
1 1/2"	2 3/8"	2 9/16"	B-24	P.O.A.
	2 1/4"	2 1/2"	250*	P.O.A.
1 1/2"	2 9/16"	2 3/4"	B-25	P.O.A.
2"	2 11/32"	2 17/32"	BU-28	P.O.A.
2"	2 1/2"	2 25/32"	BU-29	20.75
	2 1/2"	2 3/4"	275*	P.O.A.
2"	2 3/4"	3 1/16"	B-29	P.O.A.
	2 3/4"	3 1/16"	306*	P.O.A.
	3 1/16"	3 1/2"	350*	P.O.A.
2"	3 3/32"	3 7/16"	B-30	P.O.A.
2 1/2"	3 3/32"	3 7/16"	BU-34	P.O.A.
2 1/2"	3 1/2"	3 15/16"	B-34	P.O.A.
	3 1/2"	3 3/4"	375*	P.O.A.
	3 3/4"	4"	401*	P.O.A.
3"	3 1/2"	3 15/16"	BU-35	P.O.A.
3"	3 13/16"	4 1/16"	B-35	P.O.A.
	4"	4 3/16"	418*	P.O.A.
3"	4 1/16"	4 7/16"	B-39	P.O.A.
4"	3/16"	4 1/2"	450*	P.O.A.


SAFETY VALVE



MALE THREAD 1/4 NPT

Part Number	Pressure PSIG	Flow Capacity SCFM	List Price Each
58-800	50	47	14.25
58-810	75	66	14.25
58-820	115	96	14.25
58-830	125	103	14.25
58-840	140	115	14.25
58-850	155	126	14.25
58-870	190	152	14.25
58-880	200	130	14.25

PNEUMATIC MUFFLER



Part Number	Size	List Price \$/ea.
86-105	1/8"	2.70
86-110	1/4"	4.20
86-115	3/8"	5.50
86-120	1/2"	8.15
86-125	3/4"	17.20
86-130	1"	22.40

HOSE KNIFE



For fast, easy cutting of rubber and belting. Guard projects fingers and hand while cutting. Finest steel holds keen edge. Top grain leather sheath is firmly riveted and sewn; sold separately.

KNIFE PART NO. DRK-15, Wt., ea., . 16lbs

List Price Ea. \$ 32.00

FERRULE CRIMPING TOOLS - FOR BRASS FITTINGS & FERRULES

MODEL 855 HOSE CRIMPER

855 -

Model 855 Hose Crimper provides production capability and "Big Tool" crimping advantages at just a fraction of the cost of other tools offering comparable results.

Rugged Construction - High strength ductile iron casting. Five hardened steel ribbed dies included.

Self-Contained - All dies in place, ready for instant use.
(No separate dies to lose or misplace.)


Portable - Carry it to the job, or mount on workbench as desired.

One-Hand Operation - Gives tremendous leverage by camming action at end of lever stroke

855 Crimper with 5 dies for 1/4" - 1 - braid through 3/8" - braid hose.

855A Same as 855 except largest die is replaced by 7/16 die for crimping 3/16" hose. (Welding hoses, etc.)

Special dies up to 13/16" (1/2" I.D. hose) available.



PART NO.	LIST PRICE
855	\$ 390.00
855A	\$ P.O.A.

MANUALLY-OPERATED FERRULE TOOLS*

SCOVILL NO. 5111A - Regular Ferrule Contracting Machine
Contracts all ferrules shown. - Base 8" x 3" - Body 7 3/8"
- Height with handle upright 27" - Weight 2 lbs. NOte: does not include dies.

- # 5111A


Part No	LIST PRICE:
# 5111A	\$ P.O.A.



DIES FOR FERULE MACHINES

Available in standard sets for all ferrules as tabulated (4 segments to a set). Dies are supplied with plain or ribbed contracting surface.

RIBBED DIES	List Price \$ P.O.A. (Set)
PLAIN DIES	List Price \$ P.O.A. (Set)




AIR-OPERATED FERRULE MACHINE SET

- # 1765A

The mass production assembly of hose, ferrules and fittings is efficiently handled with this air-operated unit...foot pedal permits the use of both hands...reduces fatigue...speeds production.

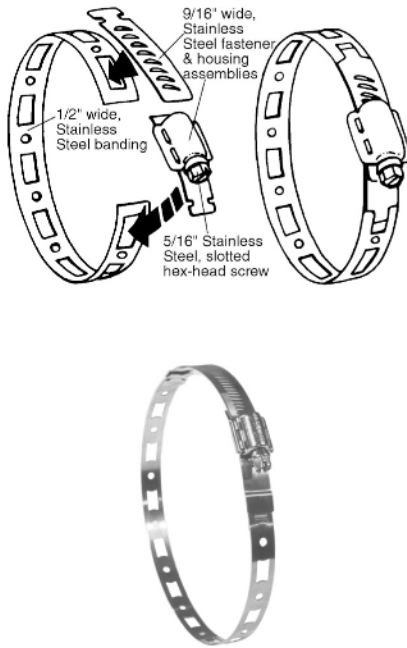
SCOVILL NO. 1765A- Complete with air cylinder, ferrule machine (less dies), fitted hose lengths and necessary control valves. Ready for work bench installation.

Part No.	List Price
1765A	\$ P.O.A.





MAKE-A-CLAMP KITS




This is a maintenance clamp system in a box. By simply cutting off a piece of banding from a continuous roll, you can make any size 301 stainless steel worm-driven clamp from 2" diameter and up. It is a must for anyone likely to encounter requirements for varying sized large clamps.

1/2" band width
.023 thickness
Reusable

Part No.	Contents	Price/E
4000	Retail kit; 8 1/2' band, 3 adjustable fasteners, 1 band splice	P.O.A.
4001	Kit with 100' band, 25 adjustable fasteners, 10 band splices	P.O.A.
4002	Kit with 50' band, 10 adjustable fasteners, 5 band splices	P.O.A.
4004	Adjustable fasteners. Price per box Shipped 10 fasteners per box	P.O.A.
4005	Box with 100' band, 10 band splices	P.O.A.
4006	Box with 50' band, 5 band splices	P.O.A.
4007	6" demonstrator kit with clamps Price per box	P.O.A.
4008	Shipped 10 band splices per box	P.O.A.

DOUBLE BOLT CLAMPS, PLATED MALLEABLE IRON



FOR HOSE OUTSIDE DIAMETERS-		PART NUMBER	LIST PRICE EACH:	FOR HOSE OUTSIDE DIAMETERS-		PART NUMBER	LIST PRICE EACH:
FROM:	TO:			FROM:	TO:		
3 1/2"	4"	400	19.57	7 11/16"	8 3/16"	818	49.50
4 1/16"	4 7/16"	463	20.50	8 1/4"	8 7/8"	875	-
4 3/16"	5"	525	25.50	8 15/16"	9 7/8"	988	-
5"	5 1/2"	550	26.82	9 15/16"	11 3/8"	1125	-
5 1/2"	6 1/16"	600	28.70	11 3/16"	13"	1275	-
6 1/8"	6 7/8"	675	31.50	13 3/16"	15"	1450	-
6 15/16"	7 5/8"	769	34.25	15 1/16"	17 1/2"	1700	-

"POWER LOCK" BOLT CLAMP

FOR USE WITH: KANAFLEX HOSE		
PART NUMBER	SIZE (ins.)	LIST PRICE \$ EA.
PLC-200	2"	15.00
PLC-250	2 1/2"	17.00
PLC-300	3"	18.00
PLC-400	4"	21.00
PLC-500	5"	30.00
PLC-600	6"	29.00
PLC-800	8"	44.00
PLC-1000	10"	P.O.A.
PLC-1200	12"	P.O.A.

CORRUGATED HOSE CLAMP



FOR USE WITH: TIGERFLEX HOSE		
PART NUMBER	SIZE (ins.)	LIST PRICE \$ EA.
PLCK-200	2"	15.00
PLCK-250	2 1/2"	17.00
PLCK-300	3"	18.00
PLCK-400	4"	21.00
PLCK-500	5"	28.90
PLCK-600	6"	29.00
PLCK-800	8"	44.00
PLCK-1000	10"	75.00
PLCK-1200	12"	115.00

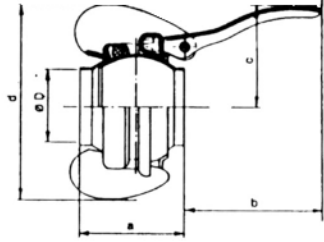
PLC - Kanaflex (Right Hand)

PLCK- Kuritec (Left Hand)







← " THEY WILL NOT INTERCHANGE " →



BAUER COUPLINGS (BLACK STEEL)



The easy handling HK-lever closure couplings, made of deep drawing steel, consists of only three parts;— ball-lever closure ring and socket (the latter comes with a rubber sealing ring that cannot get lost). When the HK-coupling is locked, the rubber sealing ring is pressed onto the coupling parts, providing thus for absolute suction and pressure. tightness no matter what the pipe's inside pressure might be. On special request we can supply oil-and heat-proof rubber sealing rings. Even in the dark and when soiled the HK-lever closure coupling is opened or locked with one simple grip. The ball shaped coupling parts permit a cone deviation up to 30 degrees while remaining absolute tight. Pipings with HK-quick closure couplings can therefore easily adjust to any uneven ground; bending will cause no disturbance and the conveyed media can pass evenly and unhindered, without whirls or loss. Delivery of coupling parts: hot galvanized or raw black. Measurement and weight and technical details can be seen from the chart.

TYPE	PART NO.	SIZE (Ins.)	FOR PIPE O.D. "D"	LIST \$ Ea.	TYPE	PART NO.	SIZE (Ins.)	LIST \$ Ea.	
S 1 BALL 	HK01 - S1 - 050	2	2"	9.60	ND	HK02 - S8 - 050	2	GALVANIZED	P.O.A.
	- 076	2 1/2"	3"	11.35	CAP	- 076	2 1/2"	GALVANIZED	P.O.A.
	- 089	3"	3 1/2"	18.85	S 8	- 089	3"	GALVANIZED	P.O.A.
	- 108	4"	4 1/2"	26.85		- 108	4"	GALVANIZED	P.O.A.
	- 133	5"	5 1/4"	29.10		- 159	6"	GALVANIZED	P.O.A.
	- 159	6"	6 1/4"	37.45		- 194	8"	GALVANIZED	P.O.A.
- 194	8"	7 5/8"	80.45						
S 2 LEVER CLAMP 	HK01 - S2 - 050	2		31.30	'O'	HK01 - S4 - 050	2	STANDARD	4.65
	- 076	2 1/2"		49.70	RING	- 076	2 1/2"	STANDARD	6.20
	- 089	3"		69.50	S 4	- 089	3"	STANDARD	8.50
	- 108	4"		80.15		- 108	4"	STANDARD	9.98
	- 133	5"		120.00		- 133	5"	STANDARD	16.30
	- 159	6"		153.50		- 159	6"	STANDARD	20.10
- 194	8"		270.00		- 194	8"	STANDARD	27.20	
S 3 SOCKET 	HK01 - S3 - 050	2	2"	9.95	'O'	HK00 - S5 - 050	2	OIL	P.O.A.
	- 076	2 1/2"	3"	11.55	RING	- 076	2 1/2"	OIL	P.O.A.
	- 089	3"	3 1/2"	19.50	S 5	- 089	3"	OIL	P.O.A.
	- 108	4"	4 1/2"	27.35		- 108	4"	OIL	P.O.A.
	- 133	5"	5 1/4"	36.40		- 133	5"	OIL	P.O.A.
	- 159	6"	6 1/4"	49.40		- 159	6"	OIL	P.O.A.
- 194	8"	7 5/8"	91.55		- 194	8"	OIL	P.O.A.	
PART NO.	SIZE	DESCRIPTION	LIST	PART NO.	SIZE	DESCRIPTION	LIST		
HK03 - S1 - 050F	2"	BALL & LEVER CLAMP	P.O.A.	HK03 - S3 - 050F	2"	BALL & LEVER CLAMP	P.O.A.		
- 089F	3"	w/FEM. PIPE THREAD	P.O.A.	- 089F	3"	w/FEM. PIPE THREAD	P.O.A.		
- 108F	4"		P.O.A.	- 108F	4"		P.O.A.		
- 159F	6"		P.O.A.	- 159F	6"		P.O.A.		

NOTE: Galvanized couplings available on request.

SAFETY BLOW GUN

Basic safety blow gun for general purpose use. Tip pressure will not exceed **30 PSI**, yet gives a good basic blast of air cleaning.

Safety glasses or shield must be worn when using any blow gun



1/4" female NPT inlet

Part #	List Price
AC - 10	15.00


BLOW GUN EXTENSIONS and TIPS




Blow Gun Extensions

Size Extension	Part#	Price
6"	BGE - 6	20.50
10"	BGE - 10	26.00
12"	BGE - 12	27.00

5/16" tip facilitates use in tight places.
Blow gun tip thread is 1/8" NPT.



SST10
fits Safety Blow Gun



D201RT
fits Rubber Tipped Blown Gun

Blow Gun Tips

Part #	List Price
SST10	6.25
D201RT	15.95

RUBBER TIPPED BLOW GUN

Provides leakproof seal between gun and fluid line or other opening. Also excellent for cleaning molds or delicate surfaces where a metal tip might scratch or otherwise harm critical areas.

Part #	List Price
D201	28.90

1/4" female NPT inlet



CAUTION: This blow gun does not have a safety by-pass to prevent buildup of tip pressure in the event of tip blockage. It may be used for cleaning purposes only if the air supply (inlet pressure) has been to 30 PSI or less.



PISTOL GRIP BLOW GUNS

- Contoured pistol-grip for safe, comfortable handling, even with greasy hands.
- Convenient "hang-up" hook
- Complies with the U.S. Dept. of Labor, OSHA Standard 1910.242(B), permitting maximum occupational noise level exposure
- Comforms to Title 41, Walsh-Healy Rules and Regulations P50-204.8, Safety and Health Standards

Part #	List Price
PG700	74.00




STANDARD BLOW GUNS

 <ul style="list-style-type: none"> • Complies with OSHA 1910.985 and 1910.242 (b) 	FEATURES	PART NO.	LIST PRICE
	<ul style="list-style-type: none"> • Made of Impact Resistant Plastic • 5" curved tip • Full flow 	AC-45	21.50
 <ul style="list-style-type: none"> • 1/4" Brass Female Port Insert 	FEATURES	PART NO.	LIST PRICE
	<ul style="list-style-type: none"> • Made of Impact Resistant Plastic • Ergonomic Hand Grip Operation • OUR MOST POPULAR GUN! • Meets OSHA • 1/4" Brass Female Port Insert 	AC-45B	19.95

HYDRO-BLAST CLEANING TOOL & SIPHON

- Uses siphon to spray solvent or detergent solutions
- Uses regular garden hose plus compressed air to blast off dirt and residue
- Can be used with hot or cold water. Valve body stays cool even when used with hot water
- Used in garages and factories to blast off caked-on dirt from vehicles and equipment
- Complete, ready to use. D230 includes: Valve body, 2" and 15" extensions, six foot siphon tubing and adapter for garden hose



Part #	List Price
D-230	185.00

The tubing supplied is vinyl and the internal seals in the valve body are Buna-N. Consult chemical resistance charts for compatibility of solvents before putting gun into solvent service. Use safety equipment when using this tool. Eye and skin protection are necessary.

TIRE INFLATOR CHUCK

Ball foot chuck. For direct connection to live air only. Features a built-in shutoff valve (will not work on inflator gauges). Solid brass. 1/4" NPT female thread.



Part #	List Price
AC-04	5.00



INTERCHANGE CHART — QUICK CONNECT FITTINGS

TYPE 20 INDUSTRIAL SERIES

NH	Size & Description		INTERCHANGES WITH THESE 1/4" QUICK CONNECT COUPLERS—PART NUMBERS...								SNAP-TITE Series 36	TRUFLATE RED	Perfecting Services Series F	
	Size	Thread or Shank	Lincoln	Hoffman	Milton	ARO	LE-HI	Fester	Hansen	AMFLO				DYNA-QUIP
DC-2101	1/4"	1/8" M	631002	MA1	708	23102-011	R-22A	2903	2900	C-2101	D-321			2FM1
DC-21	1/4"	1/4" M	631004	MA2	716	23102-212	R-22	3103	3100	C-21	D-341	36C4-4M	13-244	2FM2
DC-2103	1/4"	3/8" M	631006	MA3	719	23102-213	R-22E	3303	3300	C-2103	D-361	36C4-6M		2FM3
DC-2021	1/4"	1/8" F	632002	PA1	707	23102-001	R-23A	2803	2800	C-2021	D-320			2FF1
DC-20	1/4"	1/4" F	632004	PA2	715	23102-200	R-23	3003	3000	C-20	D-340	36C4-4F	13-254	2FF2
DC-2023	1/4"	3/8" F	632006	PA3	718	23102-003	R-23E	3203	3200	C-2023	D-360	36C4-6F		2FF3
DC-2042	1/4"	1/4" S	637004	SA2	717	23102-022	R-20-3B	3603	3600	C-2042	D-342	36C4-4H		2FS2
DC-2043	1/4"	5/16" S					R-20-4B			C-2043	D-352			
DC-2044	1/4"	3/8" S	637006	SA3	1836	23102-024	R-20-5B	3703	3700	C-2044	D-362			2FS3

INTERCHANGES WITH THESE 3/8" QUICK CONNECT COUPLERS—PART NUMBERS...

DC-2502	3/8"	1/4" M	641004	MB2		23103-012	R-24C	4104	4100	C-2502	D-441			
DC-25	3/8"	3/8" M	641006	MB3	1836	23103-013	R-24	4304	4300	C-25	D-461	36C6-6M	13-546	3FM3
DC-2504	3/8"	1/2" M	641008	MB4	1835	23103-014	R-24F	4504	4500	C-2504	D-481			3FM4
DC-2622	3/8"	1/4" F	642004	FB2		23103-002	R-25C	4004	4000	C-2622	D-440			3FF2
DC-26	3/8"	3/8" F	642006	FB3	1833	23103-300	R-25	4204	4200	C-26	D-460	36C6-6F	13-556	3FF3
DC-2624	3/8"	1/2" F	642008	FB4		23103-004	R-25F	4404	4400	C-2624	D-480			3FF4
DC-2642	3/8"	1/4" S		SB2		23103-022	R-24-3B	4604	40400	C-2642				
DC-2644	3/8"	3/8" S	647006	SB3		23103-024	R-24-4B	4804	40600	C-2644	D-462	36C6-6H		
DC-2645	3/8"	1/2" S	647008	SB4		23103-025	R-24-5B	4904	40800	C-2645	D-482			

INTERCHANGES WITH THESE 1/2" QUICK CONNECT COUPLERS—PART NUMBERS...

DC-903	1/2"	3/8" M	651006	MC3	1814	23104-013	R-16E	5105	5100	C-903	D-561			
DC-9	1/2"	1/2" M	651008	MC4	1816	23104-014	R-16	5305	5300	C-9	D-581	36C8-8M		4FM4
DC-906	1/2"	3/4" M	651012	MC5		23104-015	R-16G	5505	5500	C-906				4FM6
DC-1023	1/2"	3/8" F	652006	FC3	1813	23104-003	R-17E	5005	5000	C-1023	D-560			4FF3
DC-10	1/2"	1/2" F	652008	FC4	1815	23104-400	R-17	5205	5200	C-10	D-580	36C8-8F		4FF4
DC-1026	1/2"	3/4" F	652012	FC5		23104-005	R-17G	5405	5400	C-1026	D-5120			4FF6
DC-1044	1/2"	3/8" S		SC3		23104-024	R-16-5B	5605	5700	C-1044	D-562			4FS6
DC-1045	1/2"	1/2" S	657008	SC4		23104-025	R-16-6B	5805	5800	C-1045	D-582	36C8-8H		4FS4
DC-1046	1/2"	3/4" S		SC5		23104-026	R-16-7B	5905	5900	C-1046	D-5122			

NH	Size & Description		INTERCHANGES WITH THESE 1/4" QUICK PLUG ENDS—PART NUMBERS...								SNAP-TITE Series 36	TRUFLATE RED	Perfecting Services Series F	
	Size	Thread or Shank	Lincoln	Hoffman	Milton	ARO	LE-HI	Fester	Hansen	AMFLO				DYNA-QUIP
DCP-2101	1/4"	1/8" M	630102	MPA1	726	23901-110	RH-0C	12-3	12	CP-2101	P-321		12-220	D2M1
DCP-21	1/4"	1/4" M	630104	MPA2	727	23901-210	RH-2C	10-3	10	CP-21	P-341	36C4-4M	12-224	D2M2
DCP-2103	1/4"	3/8" M	630106	MPA3	733	23901-310	RH-2C-E	14-3	14	CP-2103	P-361	36C4-6M	12-226	D2M3
DCP-2021	1/4"	1/8" F	630202	FPA1	729	23902-100	RH-1C	13-3	13	CP-2021	P-320			D2F1
DCP-20	1/4"	1/4" F	630204	FPA2	728	23902-200	RH-3C	11-3	11	CP-20	P-340	36C4-4F	12-234	D2F2
DCP-2023	1/4"	3/8" F	630206	FPA3	732	23902-003	RH-3C-E	15-3	15	CP-2023	P-360	36C4-6F	12-236	D2F3
DCP-2142	1/4"	1/4" S	630704	FSA2	736	23902-220	RH-8C	16-3	16	CP-2142	P-342	36C4-4H	12-234	D2S2
DCP-2143	1/4"	5/16" S					RH-8C-D			CP-2143	P-352			
DCP-2144	1/4"	3/8" S	630706	SPA3		23902-420	RH-9C	17-3	17	CP-2144	P-362			D2S3

INTERCHANGES WITH THESE 3/8" QUICK PLUG ENDS—PART NUMBERS...

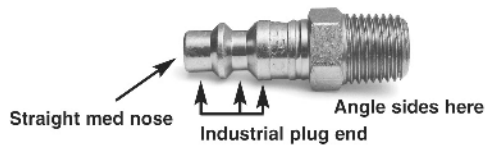
DCP-2502	3/8"	1/4" M	604104	MPB2	1839	23903-210	RH-0E	40-4	40	CP-2502	P-441			
DCP-25	3/8"	3/8" M	604106	MPB3	1837	23903-310	RH-2E	42-4	42	CP-25	P-461	36N6-6M	13-526	D3M3
DCP-2504	3/8"	1/2" M	604108	MPB4		23903-410	RH-2F-G	44-4	44	CP-2504	P-481			D3M4
DCP-2622	3/8"	1/4" F	604204	FPB2	1840	23903-200	RH-1F	41-4	41	CP-2622	P-440	36N6-4F		D3F2
DCP-26	3/8"	3/8" F	604206	FPB3	1838	23903-300	RH-3F	43-4	43	CP-26	P-460	36N6-6F	13-536	DFF3
DCP-2624	3/8"	1/2" F	604208	FPB4		23903-004	RH-3F-G	45-4	45	CP-2624	P-480			D3F4
DCP-2542	3/8"	1/4" S		SPB2		23903-220	RH-4F	46-4	404	CP-2642	P-442			
DCP-2544	3/8"	3/8" S	604706	SPB3		23903-420	RH-5F	48-4	406	CP-2644	P-462	36N8-8H		
DCP-2545	3/8"	1/2" S	604708	SPB4		23903-570	RH-5F-G	49-4	408	CP-2645	P-482			

INTERCHANGES WITH THESE 1/2" QUICK PLUG ENDS—PART NUMBERS...

DCP-1703	1/2"	3/8" M	605106	MPC3	1859	23904-310	RH-0F	52-5	52	CP-1703	P-561			
DCP-17	1/2"	1/2" M	605108	MPC4	1857	23904-410	RH-2F	54-5	54	CP-17	P-581	36N8-8M		D4M4
DCP-1706	1/2"	3/4" M	605112	MPC5		23904-510	RH-2F-G	56-5	56	CP-1706				D4M6
DCP-1823	1/2"	3/8" F	650206	FPC3	1860	23904-003	RH-1F	53-5	53	CP-1823	P-560			D4F3
DCP-18	1/2"	1/2" F	650208	FPC4	1858	23904-400	RH-3F	55-5	55	CP-18	P-580	36N8-8F		D4F4
DCP-1826	1/2"	3/4" F	650212	FPC5		23904-005	RH-3F-G	57-5	57	CP-1826	P-5120			D4F6
DCP-1744	1/2"	3/8" S		SPC3		23904-420	RH-4F	59-5	59	CP-1744	P-562			D4S6
DCP-1745	1/2"	1/2" S	650708	SPC4		23904-520	RH-5F	60-5	60	CP-1745	P-582	36N8-8H		D4S4
DCP-1746	1/2"	3/4" S		SPC5		23904-620	RH-5F-G	61-5	61	CP-1746	P-5122			

NOTE: "End Type" — "M" = Male N.P.T. and "S" = Hose Shank

INDUSTRIAL QUICK-CONNECT FITTINGS



INTERCHANGEABILITY: Industrial Quick-Connect Fittings are of the popular Industrial Interchange design and will interchange with many other makes. For interchange data and more details refer to page 32


TYPE 20 INDUSTRIAL

1/4" PLUGS...				1/4" COUPLERS...			
Illustrations	by Size and Type:	Part Number:	List Price \$Ea.	Illustrations	by Size and Type:	Part Number:	List Price \$Ea.
MALE THREADED END				MALE THREADED END			
	1/4" N.P.T.-M.	DCP-21	2.20		1/4" N.P.T.-M.	DC-21	11.45
	1/8" N.P.T.-M.	DCP-2101	2.50		1/8" N.P.T.-M.	DC-2101	12.75
	3/8" N.P.T.-M.	DCP-2103	3.20		3/8" N.P.T.-M.	DC-2103	13.65
FEMALE THREADED END				FEMALE THREADED END			
	1/4" N.P.T.-F.	DCP-20	2.45		1/4" N.P.T.-F.	DC-20	11.50
	1/8" N.P.T.-F.	DCP-2021	2.75		1/8" N.P.T.-F.	DC-2021	13.75
	3/8" N.P.T.-F.	DCP-2023	6.20		3/8" N.P.T.-F.	DC-2023	14.65
HOSE SHANK END				HOSE SHANK END			
	1/4" Hose Shank	DCP-2142	3.50		1/4" Hose Shank	DC-2042	13.65
	5/16" Hose Shank	DCP-2143	3.50		5/16" Hose Shank	DC-2043	13.90
	3/8" Hose Shank	DCP-2144	3.70		3/8" Hose Shank	DC-2044	14.10
3/8" PLUGS				3/8" COUPLERS			
MALE THREADED END				MALE THREADED END			
	3/8" N.P.T.-M.	DCP-25	4.45		3/8" N.P.T.-M.	DC-25	19.70
	1/4" N.P.T.-M.	DCP-2502	4.20		1/4" N.P.T.-M.	DC-2502	20.90
	1/2" N.P.T.-M.	DCP-2504	7.25		1/2" N.P.T.-M.	DC-2504	20.75
FEMALE THREADED END				FEMALE THREADED END			
	3/8" N.P.T.-F.	DCP-26	5.25		3/8" N.P.T.-F.	DC-26	20.90
	1/4" N.P.T.-F.	DCP-2622	5.60		1/4" N.P.T.-F.	DC-2622	21.35
	1/2" N.P.T.-F.	DCP-2624	7.45		1/2" N.P.T.-F.	DC-2624	22.40
HOSE SHANK END				HOSE			
	1/4" Hose Shank	DCP-2542	6.90		1/4" Hose Shank	DC-2642	23.70
	5/16" Hose Shank	DCP-2544	6.70		3/8" Hose Shank	DC-2644	22.50
	3/8" Hose Shank	DCP-2545	7.90		1/2" Hose Shank	DC-2645	23.40
1/2" PLUGS				1/2" COUPLERS			
MALE THREADED END				MALE THREADED END			
	1/2" N.P.T.-M.	DCP-17	6.80		1/2" N.P.T.-M.	DC-9	24.95
	3/8" N.P.T.-M.	DCP-1703	6.05		3/8" N.P.T.-M.	DC-903	24.50
	3/4" N.P.T.-M.	DCP-1706	10.50		3/4" N.P.T.-M.	DC-906	27.30
FEMALE THREADED END				FEMALE THREADED END			
	1/2" N.P.T.-F.	DCP-18	7.45		1/2" N.P.T.-F.	DC-10	25.50
	3/8" N.P.T.-F.	DCP-1823	6.85		3/8" N.P.T.-F.	DC-1023	25.50
	3/4" N.P.T.-F.	DCP-1826	12.10		3/4" N.P.T.-F.	DC-1026	26.60
HOSE SHANK END				HOSE SHANK END			
	3/8" Hose Shank	DCP-1744	6.90		3/8" Hose Shank	DC-1044	28.00
	1/2" Hose Shank	DCP-1745	6.95		1/2" Hose Shank	DC-1045	28.10
	3/4" Hose Shank	DCP-1746	11.70		3/4" Hose Shank	DC-1046	28.75



UNIVERSAL-QUICK CONNECT COUPLER

X Series Multi Interchange
* Push to Connect *



Will interchange with: Series - 10, 20, 50 ; Milton - 715, 775
ARO - 210 ; CEJN - Industrial

Part No.	Size	List Price \$ Ea.
20-440	1/4" Coupler X Fem. N.P.T.	19.35
20-640	1/4" Coupler X Male N.P.T.	19.35
20-460	1/4" Coupler X 3/8" Fem. N.P.T.	20.05

INTERCHANGE QUICK CONNECT FITTING CHART

TYPE 10 AUTOMOTIVE INTERCHANGE CHART (see pg 32)



COUPLERS

PLUGS


Part No:	1/4" Interchange Part Number:				Part No:	1/4" Interchange Part Number:			
	Milton	Truflate	Dill	Amflo		Milton	Truflate	Dill	Amflo
DC-101 DC-1 DC-103 DC-221 DC-2 DC-223 DC-242 DC-243 DC-244	786	12-124/125	D-12	C-101 C-1 C-103 C-221	DCP-101 DCP-1 DCP-103 DCP-221	783	12-124/125	D-2C	CP-101 CP-1 CP-103 CP-221
DC-2 DC-223 DC-242 DC-243 DC-244	785	13-134/135	D-13	C-2 C-223 C-242 C-243 C-244	DCP-2 DCP-223 DCP-142 DCP-143 DCP-144	785	13-134/135	D-3C	CP-2 CP-223 CP-142 CP-143 CP-144
DC-7 DC-5 DC-504 DC-8 DC-6 DC-624 DC-642 DC-644 DC-645	1806	13-604		C-7 C-5 C-504 C-8 C-6 C-624 C-642 C-644 C-645	DCP-101 DCP-1 DCP-103 DCP-221 DCP-2 DCP-223 DCP-142 DCP-143 DCP-144	1809 1807 1808	12-602/603 12-604-605 12-612	D-2E D-3E	CP-7 CP-5 CP-504 CP-8 CP-6 CP-624 CP-542 CP-544 CP-545
DC-903 DC-9 DC-906 DC-1023 DC-10 DC-1026 DC-1044 DC-1045 DC-1046	1814 1816	13-702 13-704	D-16	C-903 C-9 C-906 C-1023 C-10 C-1026 C-1044 C-1045 C-1046	DCP-101 DCP-1 DCP-103 DCP-221 DCP-2 DCP-223 DCP-142 DCP-143 DCP-144	1819 1817	DC-71 12-712	D-0F D-2F D-1F D-3F	CP-903 CP-906 CP-1023 CP-10 CP-1026 CP-944 CP-945 CP-946



AUTOMOTIVE QUICK-CONNECT FITTINGS

INTERCHANGEABILITY: with the more popular makes of Automotive Quick Connect Fittings which are accepted as "standard" such as Amflo, Dill, Milton and Truflate, There are some makes however, which do not interchange with any others. If you plan to interchange these couplings, make sure you have plug ends with the proper configuration.

INTERCHANGE CHART see page 32



TYPE 10 AUTOMOTIVE

1/4" PLUGS . . .			List Price	1/4" COUPLERS . . .			List Price
Illustrations	by Size and Type	Part Number	\$ Ea.	Illustrations	by Size and Type	Part Number	\$ Ea.
MALE THREADED END				MALE THREADED END			
	1/4" N.P.T.-M.	DCP-1	2.35		1/4" N.P.T.-M.	DC-1	11.45
	1/8" N.P.T.-M.	DCP-101	3.40		1/8" N.P.T.-M.	DC-101	P.O.A.
	3/8" N.P.T.-M.	DCP-103	3.15		3/8" N.P.T.-M.	DC-103	13.65
FEMALE THREADED END				FEMALE THREADED END			
	1/4" N.P.T.-F.	DCP-2	2.45		1/4" N.P.T.-F.	DC-2	11.45
	1/8" N.P.T.-F.	DCP-221	P.O.A.		1/8" N.P.T.-F.	DC-221	P.O.A.
	3/8" N.P.T.-F.	DCP-223	2.45		3/8" N.P.T.-F.	DC-223	14.70
HOSE SHANK END				HOSE SHANK END			
	1/4" Hose Shank	DCP-142	P.O.A.		1/4" Hose Shank	DC-242	13.70
	5/16" Hose Shank	DCP-143	P.O.A.		5/16" Hose Shank	DC-243	P.O.A.
	3/8" Hose Shank	DCP-144	4.90		3/8" Hose Shank	DC-244	14.15
3/8" PLUGS . . .				3/8" COUPLERS . . .			
MALE THREADED END				MALE THREADED END			
	3/8" N.P.T.-M.	DCP-5	4.45		3/8" N.P.T.-M.	DC-5	19.70
	1/4" N.P.T.-M.	DCP-7	4.40		1/4" N.P.T.-M.	DC-7	20.90
	1/2" N.P.T.-M.	DCP-504	7.25		1/2" N.P.T.-M.	DC-504	20.75
FEMALE THREADED END				FEMALE THREADED END			
	3/8" N.P.T.-F.	DCP-6	5.25		3/8" N.P.T.-F.	DC-6	21.35
	1/4" N.P.T.-F.	DCP-8	2.45		1/4" N.P.T.-F.	DC-8	21.35
	1/2" N.P.T.-F.	DCP-624	7.45		1/2" N.P.T.-F.	DC-624	P.O.A.
HOSE SHANK END				HOSE SHANK END			
	1/4" Hose Shank	DCP-542	7.90		1/4" Hose Shank	DC-642	23.70
	3/8" Hose Shank	DCP-544	6.40		3/8" Hose Shank	DC-644	22.40
	1/2" Hose Shank	DCP-545	7.65		1/2" Hose Shank	DC-645	23.40
1/2" PLUGS . . .				1/2" COUPLERS . . .			
MALE THREADED END				MALE THREADED END			
	1/2" N.P.T.-M.	DCP-9	7.15		1/2" N.P.T.-M.	DC-9	24.95
	3/8" N.P.T.-M.	DCP-903	7.15		3/8" N.P.T.-M.	DC-903	24.50
	3/4" N.P.T.-M.	DCP-906	P.O.A.		3/4" N.P.T.-M.	DC-906	27.30
FEMALE THREADED END				FEMALE THREADED END			
	1/2" N.P.T.-F.	DCP-10	7.50		1/2" N.P.T.-F.	DC-10	25.45
	3/8" N.P.T.-F.	DCP-1023	6.85		3/8" N.P.T.-F.	DC-1023	25.45
	3/4" N.P.T.-F.	DCP-1026	12.10		3/4" N.P.T.-F.	DC-1026	26.60
HOSE SHANK END				HOSE SHANK END			
	3/8" Hose Shank	DCP-944	7.55		3/8" Hose Shank	DC-1044	28.00
	1/2" Hose Shank	DCP-945	10.40		1/2" Hose Shank	DC-145	28.10
	3/4" Hose Shank	DCP-946	11.45		3/4" Hose Shank	DC-1046	28.75



ARO-SPEED QUICK CONNECT FITTINGS

PLUGS

SEMI-AUTOMATIC, PULL-BACK SLEEVE TO COUPLE

COUPLERS













LONG NOSE RADIUS HERE

COUPLERS AUTOMATICALLY SHUT-OFF WHEN UNCOUPLED



1 WIDE GROOVE


"ARO SPEED" TYPE 50

1/4" PLUGS . . .			List Price \$ Ea.	1/4" COUPLERS			List Price \$ Ea.
Illustrations	by Size and Type	Part Number		Illustrations	by Size and Type	Part Number	
MALE THREADED END							
	1/4" N.P.T.-M.	DCP-37	2.65		1/4" N.P.T.-M.	DC-37	12.35
	1/8" N.P.T.-M.	DCP-3701	2.95		3/8" N.P.T.-M.	DC-3703	13.75
	3/8" N.P.T.-M.	DCP-3703	6.40	FEMALE THREADED END			
FEMALE THREADED END							
	1/4" N.P.T.-F.	DCP-38	2.75		1/4" N.P.T.-F.	DC-38	12.35
	3/8" N.P.T.-F.	DCP-3823	4.00		3/8" N.P.T.-F.	DC-3823	13.75
HOSE SHANK END							
	1/4" Hose Shank	DCP-3742	4.25		1/4" Hose Shank	DC-3842	14.85
					3/8" Hose Shank	DC-3844	14.85
3/8" PLUGS . . .			6.40	3/8" COUPLERS . . .			P.O.A.
MALE THREADED END							
	3/8" N.P.T.-M.	DCP-35	6.40		3/8" N.P.T.-M.	DC-35	P.O.A.
FEMALE THREADED END							
	3/8" N.P.T.-F.	DCP-36	6.40		3/8" N.P.T.-F.	DC-36	19.10

"LONG LINCOLN" QUICK - CONNECT FITTINGS

COUPLER

Female Pipe Thread



Part Number
DC-28 List Price
14.90

PLUG

Female Pipe Thread



Part Number
DCP-28 List Price
4.00

PLUG

Male Pipe Thread



Part Number
DCP-27 List Price
4.00





BRASS QUICK CONNECT FITTINGS


BST SERIES--STRAIGHT THRU COUPLERS

STRAIGHT THRU COUPLERS

No valve. Smooth straight-through bore gives maximum flow with minimum pressure drop. Couplers are brass with stainless steel balls and springs.

PLUGS (Male)	BST-SERIES		List Price \$ Ea.
	BRASS		
	Part Number: by Size and Type		
	MALE THREADED END		
	BST-N1M	1/8" N.P.T.-M	2.60
	BST-N2M	1/4" N.P.T.-M	3.40
	BST-N3M	3/8" N.P.T.-M	4.65
	BST-N4M	1/2" N.P.T.-M	5.90
	BST-N6M	3/4" N.P.T.-M	11.40
	BST-N8M	1" N.P.T.-M	24.50

PLUGS (Female)	BRASS		List Price \$ Ea.
	FEMALE THREADED END		
	BST-N1	1/8" N.P.T.-F	3.00
	BST-N2	1/4" N.P.T.-F	3.55
	BST-N3	3/8" N.P.T.-F	4.15
	BST-N4	1/2" N.P.T.-F	6.75
	BST-N6	3/4" N.P.T.-F	11.50
	BST-N8	1" N.P.T.-F	24.00

COUPLERS (Female)	BRASS		List Price \$ Ea.
	FEMALE THREADED END		
	BST-1	1/8" N.P.T.-F	8.32
	BST-2	1/4" N.P.T.-F	10.20
	BST-3	3/8" N.P.T.-F	11.60
	BST-4	1/2" N.P.T.-F	16.70
	BST-6	3/4" N.P.T.-F	26.80
	BST-8	1" N.P.T.-F	40.50


60 SERIES-HIGH PRESSURE DOUBLE SHUT-OFF COUPLINGS


APPLICATIONS

60 Series couplings incorporate valves in both the body and nipple halves to prevent fluid loss when the coupling is disconnected.

these couplings are normally referred to as "hydraulic couplings", but the used with other media where fluid los on disconnect in objectionable.

60 Series couplings are available in zinc plated steel, brass, and 303 stainless steel.

60 SERIES COUPLER			List price \$ Ea.
Part Number:	Size	BRASS	
	BH1-60	1/8"	19.95
	BH2-60	1/4"	21.90
	BH3-60	3/8"	31.50
	BH4-60	1/2"	49.30
	BH6-60	3/4"	82.25
	BH8-60	1"	113.00
	* Stainless Available Upon Request *		

60 SERIES NIPPLE			List Price \$ Ea.
Part Number:	Size:	Brass	
	BH1-61	1/8"	9.30
	BH2-61	1/4"	12.40
	BH3-61	3/8"	14.40
	BH4-61	1/2"	18.65
	BH6-61	3/4"	31.30
	BH8-61	1"	41.30
* Stainless Available Upon Request *			

STEEL NIPPLES







ST-SERIES-FEMALE	List Price \$ Ea.	
	STEEL	
ST-N2	1/4" N.P.T.-F	3.40
ST-N3	3/8" N.P.T.-F	4.00

ST-SERIES MALE	List Price \$ Ea.	
	STEEL	
ST-N2M	1/4" N.P.T.-M	3.95
ST-N3M	3/8" N.P.T.-M	4.75



MOLD COOLANT LINE COUPLINGS

MOLDMATE SERIES COUPLERS AND NIPPLES

STRAIGHT	BODY SIZE (inches)	HOSE I.D.	NON-VALVED PART NUMBER	LIST PRICE	STD PACK	FEMALE PIPE THREAD	BODY SIZE (inches)	THREAD SIZE NPTF	STEEL		STD PACK							
									PART NUMBER	LIST PRICE								
	1/4	1/4	PC-204	P.O.A.	10		1/4	1/8-27	PN-251F	7.84	20							
	1/4	1/4	PC-204BP	P.O.A.	10		1/4	1/4-18	PN-252F	1.98	20							
	1/4	5/16	PC-205	9.50	10		1/4	3/8-18	PN-253F	2.60	20							
	1/4	3/8	PC-206	9.50	10		3/8	1/4-18	PN-352F	2.50	20							
	1/4	3/8	PC-206BP	10.55	10		3/8	3/8-18	PN-353F	3.36	20							
							3/8	1/2-14	PN-354F	P.O.A.	20							
		3/8	3/8	PC-306	12.25	5	MALE PIPE THREAD	BODY SIZE (inches)	THREAD SIZE NPTF	BRASS		STD PACK						
		3/8	3/8	PC-306BP	14.25	5				PART NUMBER	LIST PRICE							
		3/8	1/2	PC-308	12.25	5												
		3/8	1/2	PC-308BP	14.25	5					1/4		1/8-27	PN-251	1.55	20		
		1/2	1/2	PC-504	31.00	5								1/4	1/4-18	PN-252	1.85	20
		1/2	1/2	PC-504BP	P.O.A.	5								1/4	3/8-18	PN-253	2.30	20
	1/2	3/4	PC-506	P.O.A.	5	3/8								1/4-18	PN-352	2.10	20	
						3/8								3/8-18	PN-353	2.30	20	
						3/8								1/2-14	PN-354	4.45	20	
45 DEGREE	BODY SIZE (inches)	HOSE I.D.	NON-VALVED PART NUMBER	LIST PRICE	STD PACK													
	1/4	1/4	PC-224	13.90	10	COUPLER X FEMALE NPT				THREAD SIZE (inches)	SIZE NPTF		NON-VALVED PART NUMBER	LIST PRICE	STD PACK			
	1/4	1/4	PC-224BP	14.85	10											1/4	1/8	PC-200
	1/4	5/16	PC-225	13.90	10		3/8	1/4	PC-300			10.10						
	1/4	3/8	PC-226	13.90	10													
	1/4	3/8	PC-226BP	14.85	10													
		3/8	3/8	PC-326	16.75		5											
		3/8	3/8	PC-326BP	P.O.A.	5												
		3/8	1/2	PC-328BP	P.O.A.	5												
		3/8	1/2	PC-328	P.O.A.	5												
	90 DEGREE	BODY SIZE (inches)	HOSE I.D.	NON-VALVED PART NUMBER	LIST PRICE	STD PACK												
		1/4	1/4	PC-214	P.O.A.	10	<h3>EXTENSION PLUGS</h3>  <p>Female Plug Silver Brazed to Pipe Nipple Extension.</p> <p>USED WITH SOCKETS: P.O.A. FOR ALL ITEMS</p> <p>PC-204 & PC-206 PC-306 & PC-308</p>											
		1/4	1/4	PC-214BP	P.O.A.	10												
1/4		5/16	PC-215	P.O.A.	10													
1/4		3/8	PC-216	13.90	10													
1/4		3/8	PC-216BP	14.90	10													
3/8		3/8	PC-316	18.60	5													
3/8		3/8	PC-316BP	20.50	5													
3/8		1/2	PC-318	18.60	5													
3/8		1/2	PC-318BP	21.00	5													


MOLDMATE REPLACE SEALS

SEAL MATERIAL	1/4 SIZE	LIST PRICE	3/8 SIZE	LIST PRICE	1/2 SIZE	LIST PRICE
SILICONE	P200-9B	0.72	P300-9B	0.90	P500-9A	P.O.A.
VITON	P200-9BY	P.O.A.	P300-9BY	P.O.A.	-	-



DOUBLE SHUT-OFF HYDRAULIC COUPLING

H SERIES - STEEL BODY



Couplers



Nipple

FEATURES - H SERIES

- Ideal coupling for pressure loading of compartments and containers.
- Permits fast connection & disconnection of gas or fluid lines with minimal loss of media from either end.
- Positive, pressure-tight, sleeve-locking connection.
- To connect, simply retract sleeve, insert plug, and release sleeve. Locks automatically.
- Two-way valving action automatically balances in flow position and provides instant shut-off when disconnected.
- Straight through non-valved or slotted style valves available.
- Full 360° swivel action prevents hose kinking and twisting.
- Two O-rings in socket provide double protection against leakage.
- Special seals and O-rings available for fluids not compatible with standard Buna-N.

INTERCHANGE

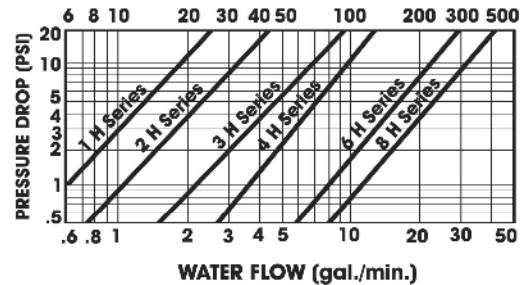
Parker 60	Foster FHK	Hofmann H
Hansen HK	Amflo C160	Tomco THK
Aeroquip FD45	DynaQuip DH	Faster AN

FLOW DATA

To convert air flow to other inlet pressure, multiply the low by factor. To interpolate for other pressure:
1 psi = .006 change infactor.

Inlet Pressure (psig)	25	50	75	100	125
Flow Factor	.60	.75	.90	1.05	120

AIR FLOW (standard cfm a 90 psig inlet)



Water flow may be used as shown for all inlet pressure.

H SERIES						
NPT Size	Series	Material	Working* Pressure	Burst Pressure	Air Incl.	Fluid Loss
1/8	1H	Steel	6000psi	24000psi	.6 cc	3 cc
		Brass	3000psi	12000psi		
1/4	2H	Steel	5000psi	20000psi	1.1cc	.9 cc
		Brass	2500psi	10000psi		
3/8	3H	Steel	4000psil	16000psil	2.6 cc	1.8 cc
		Brass	2500psi	10000psi		
1/2	4H	Steel	3600psi	14500psi	3.8 cc	2.9 cc
		Brass	2500psi	10000psi		
3/4	6H	Steel	3600psi	14500psi	10.8 cc	9.7 cc
		Brass	2500psi	14000psi		
1	8H	Steel	3000psi	12000psi	15.9 cc	15.3 cc

*Disconnected and connected pressure are normally the same.

PART No.	SIZE (INC)	COUPLER	LIST PRICE \$/EA.
1HF1	1/8	FEMALE THREAD	18.65
2HF2	1/4	FEMALE THREAD	21.25
3HF3	3/8	FEMALE THREAD	27.95
4HF4	1/2	FEMALE THREAD	32.90
6HF6	3/4	FEMALE THREAD	41.25
8HF8	1	FEMALE THREAD	68.00

PART No.	SIZE (INC)	NIPPLE	LIST PRICE \$/EA.
H1F1	1/8	FEMALE THREAD	6.95
H2F2	1/4	FEMALE THREAD	8.75
H3F3	3/8	FEMALE THREAD	12.30
H4F4	1/2	FEMALE THREAD	13.70
H6F6	3/4	FEMALE THREAD	22.95
H8F8	1	FEMALE THREAD	31.00



DOUBLE SHUT-OFF COUPLIGS

5600-- K SERIES

FEATURES--

- Interchangeable with the Aeroquip 5600 Parker 6600, and ISO A interchange.
- Available with NPT connections.
- Two way check valves in plug and socket automatically balance in flow position and provide instant shut off when disconnected.
- To connect, simply retract sleeve, insert plug, and release sleeve. Locks automatically providing positive pressure tight connection.
- Permits fast connection and disconnection of gas or fluid lines with minimal loss of media from either end.
- Temperature range -40°F to 250°F
- FUD360 swivel action prevents hose kinking and twisting
- Non-valved, slotted valve and straight-through units available on request.
- Special seals and O-rings available for fluids not compatible with Buna-N
- Locking sleeve feature available by special order.


5600-K Series couplings are used in a wide range of hydraulic applications including Construction Equipment-- Manufacturing Machinery-- In Plant System. It's rugged construction is suited for mobile applications including Dump trucks, Snow Plows, Waste Haulage, Mining, Asphalt Paving, and Truck-Trialer connections. In-plant machinery application include hydraulic fluid, chemicals and gas lines for Paper Mills and Steel production, to name a few

FLOW DATA

To convert air flow to other inlet pressure, multiply the low by factor. To interpolate for other pressures:
1 psi = .006 change in factor

Inlet Pressure (psig)	25	50	75	100	125
Flow Factor	.60	.75	.90	1.05	1.20

SIZE	WORKING PSI	BURST PSI
1/4"	4,500	18,000
3/8"	4,000	16,000
1/2"	3,600	14,500
3/4"	3,600	14,500
1"	3,000	12,000



PART No.	COUPLER SIZE	STD. PACK	LIST PRICE \$/EA
5601-4-4S	1/4"	12	20.60
5601-6-6S	3/8"	12	25.35
5601-8-10S	1/2"	12	25.95
5601-12-12S	3/4"	6	47.60
5601-16-16S	1"	6	71.50

PART No.	NIPPLE SIZE	STD. PACK	LIST PRICE \$/EA
5602-4-4S	1/4"	12	10.90
5602-6-6S	3/8"	12	10.80
5602-8-10S	1/2"	12	11.25
5602-12-12S	3/4"	6	22.25
5602-16-16S	1"	6	33.00

DRY BRAKE HYDRAULIC SYSTEMS

FFN SERIES

FLAT FACE QUICK RELEASE COUPLINGS

The flat face valves minimize leaking during connection and disconnection operations. Very solid construction to withstand high working pressure and oil flows. Female and male parts reciprocally engaged on a long "portion" so that the unit ensures a very good mechanical resistance even with flexing tubes. The unit is connected by pushing male and female parts together. The female parts have a safety lock which avoids accidental disconnection. Complete quick release coupling is uncoupled by pushing back the sleeve. Base 06 (3/8") couplings of this series are on HTM standards (Hydraulic Tool Manufacturers Association) and are the same both in FFN and FFJ series. The FFJ series is designed to requirements laid down by the English market.

UNIQUE FEATURES AND BENEFITS OF FFN SERIES:

- 1) Rated to connect against residual pressure up to 870 PSI, 74% higher than competitive couplings.
- 2) Double locking Pins prevent accidental disconnection, should one pin be damaged or worn. Increased safety of application.
- 3) Greater safety factors: Maximum working pressure is 2,900 PSI with minimum burst of 13,750 PSI connected and 11,600 PSI disconnected on the coupler half.

FLOW RATE: 10 GPM *Spillage/Liquid Loss - 0.008 cc Max*
WORKING PRESSURE - 2,900 PSI * Minimum Burst Pressure

Connected: 13,700 PSI
 Nipple: 17,400 PSI
 Coupler: 11,600 PSI

APPLICATIONS: Hydraulic Hand Tools, Utility/Bucket Trucks, Railroad Maintenance, and other applications where minimal fluid loss is desired.



NO SPILL FLAT FACE VALVES



PART No.	COUPLER SIZE	LIST PRICE
FF-371-6FP	3/8" x 3/8"	72.85
FF-371-8FP	3/8" x 1/2"	72.85

PART No.	NIPPLE SIZE	LIST PRICE
FF-372-6FP	3/8" x 3/8"	26.95
FF-372-8FP	3/8" x 1/2"	26.95

3/8" INTERCHANGE: PARKER FF * AEROQUIP FD 49 * SAFEWAY 49



HIGH PRESSURE COUPLINGS

3000 T SERIES

FEATURES

- Interchanges with Parker 3000, Bruning IP-370, and Enerpac C-604
- For hydraulic ram and pump circuits with pressure requirements to 10,000 psi.
- Ball check, socket body, and plug are hardened steel, Socket and plug are zinc-plated to provide corrosion resistance.
- O-ring seal of polyurethane resists high pressure extrusion.
- Secure threaded locking sleeve; connects and disconnects easily by hand.
- Temperature Range -40°F to 250°F.

APPLICATIONS

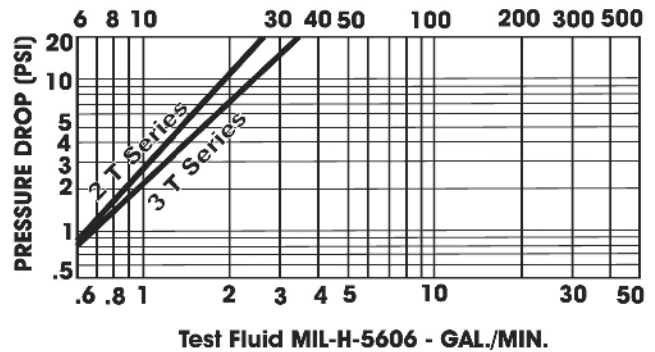
- 3000 T Series couplings with its threaded union locking system and precision ball-type check valve is designed for extreme pressure applications as found on portable hydraulic rams.

HIGH PRESSURE THREADED SLEEVE

FLOW DATA

To convert air flow to other inlet pressure, multiple the low by factor. To interpolate for other pressure:
1 psi = .006 change infector.

Inlet Pressure (psig)	25	50	75	100	125
Flow Factor	.60	.75	.90	1.05	120



T SERIES

Size	Working Pressure	Burst Pressure	Fluid Loss	Air Inclusion
1/4	10,000	20,000	.56 cc	.97 cc
3/8	10,000	20,000	.98 cc	2.04 cc



COUPLER



NIPPLE

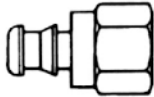
PART No.	SIZE	DESCRIPTION	LIST PRICE \$/EA.
410684	3/8	Coupler Only	36.95
410505	3/8	Nipple W/ Plastic Dust Cap	20.30
410501	3/8	Metal Dust Plug W/ Chain	8.95
410685	3/8	Steel Cap W/ Chain	13.80



PUSH-ON LOW PRESSURE HOSE END FITTINGS

GRIP-TITE HOSE END --

With Internal Pipe NPT Rigid



Part No.	Size		List Each
	Hose I.D.	Pipe	
D 361-4A	1/4 x 1/8		2.65
D 361-4B	1/4 x 1/4		2.75
D 361-6B	3/8 x 1/4		2.80
D 361-6C	3/8 x 3/8		3.95
D 361-8C	1/2 x 3/8		4.30
D 361-8D	1/2 x 1/2		6.60
D 361-10D	5/8 x 1/2		15.90
D 361-12E	3/4 x 3/4		24.80

GRIP-TITE HOSE ENDS--

With External Pipe N.P.T. Rigid



Part No.	Size		List Each
	Hose I.D.	Pipe	
D 362-4A	1/4 x 1/8		1.38
D 362-4B	1/4 x 1/4		2.22
D 362-6B	3/8 x 1/4		1.46
D 362-6C	3/8 x 3/8		2.15
D 362-8C	1/2 x 3/8		3.25
D 362-8D	1/2 x 1/2		3.88
D 362-10D	5/8 x 1/2		5.62
D 362-12E	3/4 x 3/4		5.95

GRIP-TITE HOSE ENDS--

With External S.A.E. Flare Rigid

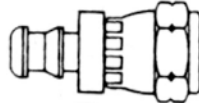


Part No.	Size		List Each
	Hose I.D.	Tube O.D.	
D 363-44	1/4 x 1/4		P.O.A.
D 363-45	1/4 x 5/16		P.O.A.
D 363-66	3/8 x 3/8		2.88

**TO BE USED WITH
PUSH-ON HOSE
NO CLAMPS REQUIRED
(See Page 4 Hose Catalogue)**

GRIP-TITE HOSE ENDS--

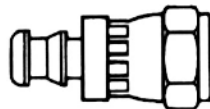
With Internal S.A.E. Flare Swivel



Part No.	Size		List Each
	Hose I.D.	Tube O.D.	
D 364-44	1/4 x 1/4		4.00
D 364-45	1/4 x 5/16		-
D 364-66	3/8 x 3/8		3.16
D 364-88	1/2 x 1/2		7.30
D 364-1010	5/8 x 5/8		-
D 364-1212	3/4 x 3/4		10.20

GRIP-TITE HOSE ENDS --

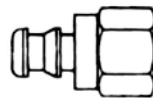
With Internal J.I.C. 37° Flare Swivel



Part No.	Size		List Each
	Hose I.D.	Tube O.D.	
D 365-44	1/4 x 1/4		2.37
D 365-45	1/4 x 5/16		3.13
D 365-66	3/8 x 3/8		2.71
D 365-88	1/2 x 1/2		4.45
D 365-1010	5/8 x 5/8		8.35
D 365-1212	3/4 x 3/4		8.29

GRIP-TITE HOSE ENDS --

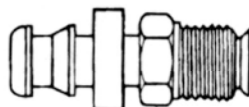
With Internal Inverted Flare Rigid



Part No.	Size		List Each
	Hose I.D.	Tube O.D.	
D 366-43	1/4 x 3/16		3.52
D 366-44	1/4 x 1/4		2.86
D 366-45	1/4 x 5/16		3.42
D 366-66	3/8 x 3/8		4.01
D 366-88	1/2 x 1/2		6.78

GRIP-TITE HOSE ENDS --

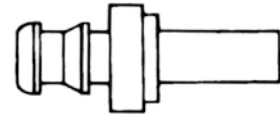
With External Inverted Flare Swivel



Part No.	Size		List Each
	Hose I.D.	Tube O.D.	
D 367-43	1/4 x 3/16		7.43
D 367-44	1/4 x 1/4		4.08

GRIP-TITE HOSE ENDS --


With Rigid Tube



Part No.	Size		List Each
	Hose I.D.	Tube O.D.	
D 368-43	1/4 x 3/16		2.09
D 368-44	1/4 x 1/4		1.82
D 368-45	1/4 x 5/16		1.85
D 368-66	3/8 x 3/8		1.93
D 368-88	1/2 x 1/2		2.92
D 368-1010	5/8 x 5/8		P.O.A.

GRIP-TITE 90° MALE PIPE

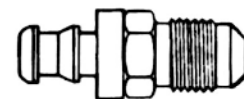
Elbow Rigid



Part No.	Size		List Each
	Hose I.D.	Male Pipe	
D 369-6A	3/8 x 1/8		P.O.A.
D 369-6B	3/8 x 1/4		18.25

GRIP-TITE HOSE ENDS --

With 37° Flare Rigid



Part No.	Size		List Each
	Hose I.D.	Tube O.D.	
D 371-44	1/4 x 1/4		1.63
D 371-45	1/4 x 5/16		1.68
D 371-66	3/8 x 3/8		2.62
D 371-88	1/2 x 1/2		P.O.A.


GRIP-TITE HOSE MENDER--



Part No.	Size		List Each
	Hose I.D.	Tube O.D.	
D 379-44	1/4		2.20
D 379-66	3/8		3.62
D 379-88	1/2		3.83
D 379-1010	5/8		6.38
D 379-1212	3/4		7.66



WATER HOSE COUPLING - G.H.T. THREAD



ZINC PLATED

SIZE	Part No.	Price Ea.
1/2"	GHT - 08	3.40
5/8"	GHT - 10	P.O.A.
3/4"	GHT - 12	4.10

ZINC PLATED
COMPLETE SET

*SOLD IN COMPLETE
SETS ONLY

Washers



Vinyl


Part No.: Type: List Price:
TVW-7 PVC 0.15

BRASS SHORT SHANK - GARDEN HOSE THREAD

Complete Coupling
Swivel Nut (Machined)



Female with
Swivel Nut




Washers



Rubber

Part No.: Type: List Price:
D204-12 Rubber 0.20

Male
(Machined)




Hose ID	Part No.	Price Ea.
3/8"	BC - 73	9.05
1/2"	BC - 74	9.05
5/8"	BC - 75	9.10
3/4"	BC - 76	9.25

Hose ID	Part No.	Price Ea.
3/8"	BCF - 73	3.90
1/2"	BCF - 74	3.90
5/8"	BCF - 75	4.05
3/4"	BCF - 76	4.15

Hose ID	PART No.	Price Ea.
3/8"	BCM - 73	3.70
1/2"	BCM - 74	3.75
5/8"	BCM - 75	3.90
3/4"	BCM - 76	3.90

PLATED STEEL WATER HOSE COUPLING - G.H.T. THREAD


Complete Coupling
Plated Steel



Female Coupling
with Swivel Nut



Male Coupling



Hose and Thread Size	Part No.	List Price
3/8" x G.H.T.	SLS - 307	40.90
1/2" x G.H.T.	SLS - 407	32.85
5/8" x G.H.T.	SLS - 507	29.50
3/4" x G.H.T.	SLS - 607	30.20

Hose and Thread Size	Part No.	List Price
3/8" x G.H.T.	SLS - 347	22.00
1/2" x G.H.T.	SLS - 447	19.45
5/8" x G.H.T.	SLS - 547	14.95
3/4" x G.H.T.	SLS - 647	15.75

Hose and Thread Size	Part No.	List Price
3/8" x G.H.T.	SLS - 317	18.90
1/2" x G.H.T.	SLS - 417	13.40
5/8" x G.H.T.	SLS - 517	14.55
3/4" x G.H.T.	SLS - 617	14.50

BRASS LONG SHANK - N.P.S.M. THREAD


Female with
Swivel Nut (Machined)



Male (Machined)



Complete Coupling
(Machined)



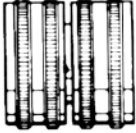
Hose ID	Thread	Part No.	Price Ea.
1/2"	1/2"	BLS - 444	11.90
3/4"	3/4"	BLS - 646	13.00
1"	1"	BLS - 848	17.95

Hose ID	Thread	Part No.	Price Ea.
1/2"	1/2"	BLS - 414	9.72
3/4"	3/4"	BLS - 616	10.60
1"	1"	BLS - 818	18.75

Hose ID	Thread	Part No.	Price Ea.
1/2"	1/2"	BLS - 404	21.60
3/4"	3/4"	BLS - 606	23.55
1"	1"	BLS - 808	36.65

GARDEN HOSE FITTING--ADAPTORS - BRASS

HOSE SWIVEL NUT --



Part No.	Garden Hose Thread	List Each
D 203-W	3/4	5.65

GARDEN HOSE COUPLING WASHER - 3/4"



Part No.	For Garden Hose Fitting	List Each
TVW-7	PVC	0.15
D204-12	Rubber	0.20

FEMALE PIPE --


To 3/4 Female Hose Coupling Swivel



Part No.	Pipe Size	List Each
D 199S-D	1/2	6.40
D 199S-E	3/4	6.95

"Y" HOSE COUPLING --

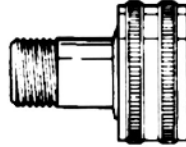
Male Hose to Female Hoesel



Part No.	Garden Hose Thread	List Each
D 203-Y	3/4	21.00
D 203-YB	3/4 Valved	13.25

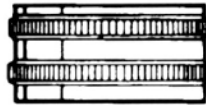
MALE PIPE CONNECTOR --

To 3/4 Female Hose, Swivel



Part No.	Pipe Size	List Each
D 194-B	1/4	9.05
D 194-C	3/8	8.50

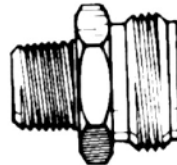
HOSE CAP NUT --



Part No.	Garden Pipe Size	List Each
D 200-W	3/4	3.00

MALE PIPE --

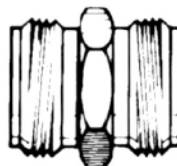
To 3/4 Male Hose Thread



Part No.	Pipe Size	List Each
D 196-C	3/8	4.95
D 196-D	1/2	4.15
D 196-E	3/4	4.15

MALE HOSE --

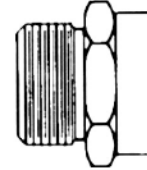
To Male Hose Coupling



Part No.	Garden Hose Thread	List Each
D 196-W	3/4	5.35

FEMALE PIPE --

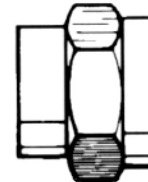
To 3/4 Male Hose



Part No.	Pipe Size	List Each
D 197-B	1/4	12.40
D 197-C	3/8	20.75
D 197-D	1/2	3.75
D 197-E	3/4	5.10

FEMALE PIPE --

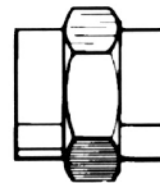
To 3/4 Female Hose



Part No.	Pipe Size	List Each
D 198-C	3/8	P.O.A.
D 198-D	1/2	5.30
D 198-E	3/4	6.95

FEMALE HOSE --

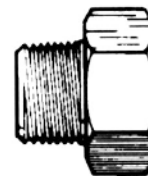
To Female Hose Coupling



Part No.	Hose Size I.D.	List Each
D 198-W	3/4	11.20.

MALE PIPE--

To 3/4 Female Hose Coupling



Part No.	Pipe Size	List Each
D 199-D	1/2	5.10
D 199-E	3/4	5.20



BRASS HOSE BARB FITTINGS

HOSE BARB --

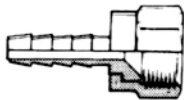
To Male Pipe Connector- N.P.T.



Part No.	Size		List Each
	Hose I.D.	Pipe	
D 125-2A	1/8 x 1/8		1.90
D 125-2B	1/8 x 1/4		3.20
D 125-3A	3/16 x 1/8		2.10
D 125-3B	3/16 x 1/4		3.00
D 125-4A	1/4 x 1/8		1.55
D 125-4B	1/4 x 1/4		1.60
D 125-4C	1/4 x 3/8		2.95
D 125-5A	5/16 x 1/8		2.00
D 125-5B	5/16 x 1/4		1.90
D 125-5C	5/16 x 3/8		5.10
D 125-6A	3/8 x 1/8		1.90
D 125-6B	3/8 x 1/4		1.70
D 125-6C	3/8 x 3/8		2.60
D 125-6D	3/8 x 1/2		4.10
D 125-8B	1/2 x 1/4		2.35
D 125-8C	1/2 x 3/8		3.00
D 125-8D	1/2 x 1/2		3.95
D 125-8E	1/2 x 3/4		7.80
D 125-10C	5/8 x 3/8		3.35
D 125-10D	5/8 x 1/2		4.70
D 125-10E	5/8 x 3/4		10.15
D 125-12D	3/4 x 1/2		4.70
D 125-12E	3/4 x 3/4		6.75
D 125-16E	1 x 3/4		9.65
D 125-16F	1 x 1		13.05

HOSE BARB--

To Female S.A.E Flare
2 Piece Swivel



Part No.	Size		List Each
	Hose I.D.	FEM SAE	
D 128-3- 4	3/16 x 1/4		P.O.A.
D 128-4- 4	1/4 x 1/4		4.44
D 128-4- 5	1/4 x 5/16		P.O.A.
D 128-4- 6	1/4 x 3/8		3.64.
D 128-5- 5	5/16 x 5/16		P.O.A.
D 128-5- 6	5/16 x 3/8		P.O.A.
D 128-6- 6	3/8 x 3/8		3.72
D 128-6- 8	3/8 x 1/2		P.O.A.
D 128-8- 8	1/2 x 1/2		8.77
D 128-8- 10	1/2 x 5/8		17.70
D 128-10- 10	5/8 x 5/8		P.O.A.

HOSE BARB SPLICER--

Round Shoulder



Part No.	Size		List Each
	Hose I.D.		
D 129-2	1/8		7.55
D 129-3	3/16		2.96
D 129-4	1/4		2.91
D 129-5	5/16		3.16
D 129-6	3/8		3.37
D 129-8	1/2		4.74

HOSE BARB COUPLER

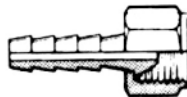
Flat Seat with Gasket



Part No.	Size		List Each
	Hose I.D.		
D 130-2A	1/8 x 1/8		10.81
D 130-3A	3/16 x 1/8		11.02
D 130-3B	3/16 x 1/4		12.24
D 130-4A	1/4 x 1/8		6.68
D 130-4B	1/4 x 1/4		5.61
D 130-4C	1/4 x 3/8		15.35
D 130-5B	5/16 x 1/4		12.44
D 130-6B	3/8 x 1/4		5.71
D 130-6C	3/8 x 3/8		6.89
D 130-6D	3/8 x 1/2		20.60
D 130-8C	1/2 x 3/8		16.78
D 130-8D	1/2 x 1/2		10.66

HOSE BARB COUPLER

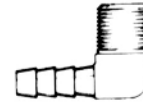
To Female Straight Pipe
Used with D 134 - Series



Part No.	Size		List Each
	Hose I.D.	Pipe	
D 131-2A	1/8 x 1/8		7.65
D 131-3A	3/16 x 1/8		7.65
D 131-3B	3/16 x 1/4		9.13
D 131-4A	1/4 x 1/8		8.87
D 131-4B	1/4 x 1/4		4.08
D 131-4C	1/4 x 3/8		11.53
D 131-5B	5/16 x 1/4		4.39
D 131-6B	3/8 x 1/4		4.44
D 131-6C	3/8 x 3/8		5.20
D 131-6D	3/8 x 1/2		17.03
D 131-8C	1/2 x 3/8		13.41
D 131-8D	1/2 x 1/2		7.09
D 131-10D	5/8 x 1/2		-
D 131-12E	3/4 x 3/4		9.84

HOSE BARB 90° ELBOW--

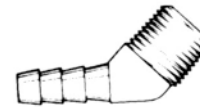
To Male Pipe - N.P.T.



Part No.	Size		List Each
	Hose I.D.	Pipe	
D 139-4A	1/4 x 1/8		5.97
D 139-4B	1/4 x 1/4		6.02
D 139-6A	3/8 x 1/8		11.53
D 139-6B	3/8 x 1/4		6.89

HOSE BARB 90° ELBOW--

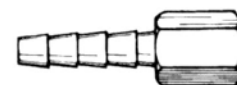
To Male Pipe - N.P.T.



Part No.	Size		List Each
	Hose I.D.	Pipe	
D 140-4A	1/4 x 1/8		10.81
D 140-5A	5/16 x 1/8		P.O.A.
D 140-6A	3/8 x 1/8		9.28
D 140-6B	3/8 x 1/4		10.61
D 140-6C	3/8 x 3/8		12.85

HOSE BARB -- SOLID

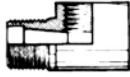
To Female Pipe Connector - N.P.T.
Used with D 134 - Series



Part No.	Size		List Each
	Hose I.D.	Pipe	
D 126-2A	1/8 x 1/8		6.94
D 126-2B	1/8 x 1/4		P.O.A.
D 126-3A	3/16 x 1/8		8.52
D 126-3B	3/16 x 1/4		10.30
D 126-4A	1/4 x 1/8		2.81
D 126-4B	1/4 x 1/4		3.32
D 126-4C	1/4 x 3/8		10.80
D 126-5A	5/16 x 1/8		8.62
D 126-5B	5/16 x 1/4		7.04
D 126-5C	5/16 x 3/8		P.O.A.
D 126-6A	3/8 x 1/8		5.03
D 126-6B	3/8 x 1/4		3.57
D 126-6C	3/8 x 3/8		4.95
D 126-6D	3/8 x 1/2		6.53
D 126-8B	1/2 x 1/4		11.51
D 126-8C	1/2 x 3/8		4.81
D 126-8D	1/2 x 1/2		6.32

BRASS PIPE FITTING - N. P. T.

STREET ELBOW--Extruded



Part No.	Pipe Size	List Each
D 115-A	1/8	2.81
D 115-B	1/4	4.44
D 115-C	3/8	6.89
D 115-D	1/2	13.46
D 115-E	3/4	48.89

REDUCED STREET ELBOW--

Part No.	Pipe Size	List Each
D-115-BA	1/4 X 1/8	11.02

STREET ELBOW--Forged



Part No.	Pipe Size	List Each
D 116-A	1/8	P.O.A.
D 116-B	1/4	P.O.A.
D 116-C	3/8	P.O.A.
D 116-D	1/2	P.O.A.
D 116-DC	1/2 X 3/8	P.O.A.
D 116-E	3/4	P.O.A.
D 116-F	1	P.O.A.

PIPE PLUG--Slotted



Part No.	Pipe Size	List Each
D 117-A	1/8	.80
D 117-B	1/4	1.15
D 117-C	3/8	5.50
D 117-D	1/2	P.O.A.

PIPE PLUG--Countersunk Hex



Part No	Pipe Size	List Each
D 118-A	1/8	1.15
D 118-B	1/4	1.25
D 118-C	3/8	P.O.A.
D 118-D	1/2	410

COUNTER SUNK SQUARE

Part No.	Pipe Size	List each
D 118-E	3/4	17.25
D 118-F	1	35.55

PIPE REDUCING COUPLING--



Fem X Fem.

Part No.	Pipe Size	List Each
D 119-BA	1/4 X 1/8	3.60
D 119-CA	3/8 X 1/8	11.05
D 119-CB	3/8 X 1/4	4.95
D 119-DB	1/2 X 1/4	13.45
D 119-DC	1/2 X 3/8	8.20
D 119-ED	3/4 X 1/2	22.80

PIPE ADAPTER--

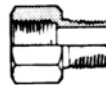
Male to Female



Part No.	Pipe Size	List Each
D 120-AA	1/8 X 1/8	1.70
D 120-BB	1/4 X 1/4	3.30
D 120-CC	3/8 X 3/8	4.70
D 120-DD	1/2 X 1/2	7.35

PIPE ADAPTER--

Male to Female Reducing



Part No.	Pipe Size	List Each
D 120-BA	1/4 X 1/8	3.20
D 120-CA	3/8 X 1/8	10.80
D 120-CB	3/8 X 1/4	4.34
D 120-DB	1/2 X 1/4	8.80
D 120-DC	1/2 X 3/8	5.95
D 120-ED	3/4 X 1/2	17.80

PIPE PLUG HEX HEAD--



Part No.	Pipe Size	List Each
D 121-A	1/8	0.90
D 121-B	1/4	1.35
D121-C	3/8	2.35
D121-D	1/2	4.20
D121-E	3/4	11.50
D121-F	1	32.63

HEX PIPE NIPPLE



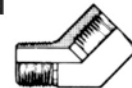
Part No.	Pipe Size	List Each
D 122-A	1/8	1.50
D 122-B	1/4	2.10
D 122-C	3/8	3.85
D 122-D	1/2	5.60
D 122-E	3/4	20.87
D 122-F	1	47.55

HEX PIPE NIPPLE Reducing



Part No.	Pipe Size	List Each
D 122-BA	1/4 X 1/8	2.40
D 122-CA	3/8 X 1/8	12.25
D 122-CB	3/8 X 1/4	3.70
D 122-DC	1/2 X 3/8	5.60
D 122-ED	3/4 X 1/2	22.80

STREET ELBOW 45° Extruded



Part No.	Pipe Size	List Each
D 124-A	1/8	4.50
D 124-B	1/4	6.25
D 124-C	3/8	7.80
D 124-D	1/2	14.30

STREET ELBOW 45° Forged



Part No.	Pipe Size	List Each
DFO 124-A	1/8	P.O.A.
DFO 124-B	1/4	P.O.A.
DFO 124-C	3/8	P.O.A.
DFO 124-D	1/2	P.O.A.

BRASS PIPE FITTINGS - N.P.T.

Usage: May be used with Brass, Steel, Iron and Aluminum Thread Pipe.
Applications: Used with Water, Air, Gas, Oil and all Liquid Petroleum Products.

MALE PIPE ELBOW 90°--



Part No.	Pipe Size	List Each
D 99-A	1/8	8.45
D 99-B	1/4	9.95
D 99-C	3/8	17.05
D 99-D	1/2	22.80

REDUCING ELBOW 90°--

Part No.	Pipe Size	List Each
D 99-BA	1/4 x 1/8	14.15
D 99-CB	3/8 x 1/4	15.15
D 99-DC	1/2 x 3/8	19.45

EXTRUDED PIPE ELBOW 90°--



Part No.	Pipe Size	List Each
D 100-A	1/8	3.85
D 100-B	1/4	5.90
D 100-C	3/8	7.85
D 100-D	1/2	14.90
D 100-E	3/4	42.00

FORGED PIPE ELBOW 90°--



Part No.	Pipe Size	List Each
DFO 100-A	1/8	P.O.A.
DFO 100-B	1/4	6.90
DFO 100-C	3/8	16.55
DFO 100-D	1/2	25.95
DFO 100-E	3/4	45.40

EXTRUDED PIPE TEE--



Part No.	Pipe Size	List Each
D 101-A	1/8	4.35
D 101-B	1/4	7.80
D 101-C	3/8	10.80
D 101-D	1/2	16.75
D 101-E	3/4	53.35

FORGED PIPE TEE--



Part No.	Pipe Size	List Each
DFO 101-A	1/8	P.O.A.
DFO 101-B	1/4	12.70
DFO 101-C	3/8	19.45
DFO 101-D	1/2	31.45
DFO 101-E	3/4	55.90

MAPLE PIPE TEE--



Part No.	Pipe Size	List Each
DM 101-A	1/8	P.O.A.
DM 101-B	1/4	12.60
DM 101-C	3/8	21.25
DM 101-D	1/2	28.00
DM 101-E	3/4	P.O.A.

EXTRUDED PIPE CROSS--



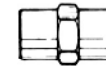
Part No.	Pipe size	List Each
D 102-A	1/8	11.35
D 102-B	1/4	13.95
D 102-C	3/8	20.50
D 102-D	1/2	57.15

FORGED PIPE CROSS--



Part No	Pipe Size	List Each
DFO 102-A	1/8	P.O.A.
DFO 102-B	1/4	P.O.A.
DFO 102-C	3/8	P.O.A.
DFO 102-D	1/2	P.O.A.

PIPE COUPLING--



Part No.	Pipe Size	List Each
D 103-A	1/8	1.95
D 103-B	1/4	3.00
D 103-C	3/8	4.65
D 103-D	1/2	6.80
D 103-E	3/4	25.70

PIPE UNION--



Part No.	Pipe Size	List Each
D 104-A	1/8	24.00
D 104-B	1/4	43.20
D 104-C	3/8	72.05
D 104-D	1/2	76.80

EXTRUDED PIPE ELBOW 45°--



Part No	Pipe Size	List Each
D 105-A	1/8	P.O.A.
D 105-B	1/4	16.70



BRASS PIPE FITTINGS-- N.P.T.

EXTRUDED TEE--



Part No.	Pipe Size	List Each
D 106-A	1/8	10.80
D 106-B	1/4	23.30
D 106-C	3/8	31.00
D 106-D	1/2	33.10

FORGED TEE--

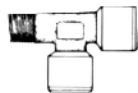


Part No.	Pipe Size	List Each
DFO 106-A	1/8	P.O.A.
DFO 106-B	1/4	P.O.A.
DFO 106-C	3/8	P.O.A.
DFO 106-D	1/2	P.O.A.

EXTRUDED PIPE TEE--

Part No.	Pipe Size	List Each
D 107-A	1/8	8.15
D 107-B	1/4	13.20
D 107-C	3/8	12.40
D 107-D	1/2	40.00
D 107-E	3/4	86.70

FORGED STREET TEE--



Part No.	Pipe Size	List Each
DFO 107-A	1/8	P.O.A.
DFO 107-B	1/4	P.O.A.
DFO 107-C	3/8	P.O.A.
DFO 107-D	1/2	P.O.A.
DFO 107-E	3/4	P.O.A.

PIPE CAP--



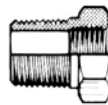
Part No.	Pipe Size	List Each
D 108-A	1/8	1.85
D 108-B	1/4	2.45
D 108-C	3/8	3.75
D 108-D	1/2	7.30
D 108-E	3/4	19.00

SQUARE HEAD PIPE PLUG--



Part No.	Pipe Size	List Each
D 109-A	1/8	.90
D 109-B	1/4	1.35
D 109-C	3/8	2.15
D 109-D	1/2	5.05
D 109-E	3/4	23.05
D 109-F	1	38.40

PIPE BUSHING



Part No.	Pipe Size	List Each
D 110-BA	1/4 x 1/8	1.20
D 110-CA	3/8 x 1/8	2.10
D 110-CB	3/8 x 1/4	1.75
D 110-DA	1/2 x 1/8	3.70
D 110-DB	1/2 x 1/4	3.10
D 110-DC	1/2 x 3/8	3.00
D 110-EA	3/4 x 1/8	16.30
D 110-EB	3/4 x 1/4	6.20
D 110-EC	3/4 x 3/8	6.02
D 110-ED	3/4 x 1/2	5.00
D 110-FB	1 x 1/4	36.00
D 110-FC	1 x 3/8	34.30
D 110-FD	1 x 1/2	30.00
D 110-FE	1 x 3/4	12.70

We can supply brass nipples in any size to order. Please inquire

PIPE LOCKNUT--



Part No.	Pipe Size	List Each
D 111-A	1/8	1.60
D 111-B	1/4	2.45
D 111-C	3/8	3.00
D 111-D	1/2	3.35
D 111-E	3/4	8.20

CLOSE NIPPLE--



Part No.	Pipe Size	List Each
D 112-A	1/8	0.90
D 112-B	1/4	1.25
D 112-C	3/8	1.90
D 112-D	1/2	2.95
D 112-E	3/4	6.80

LONG NIPPLE--



Part No.	Pipe Size	List Each
D 113-A1 1/2	1/8 x 1-1/2	1.65
D 113-A2	1/8 x 2	2.15
D 113-A2 1/2	1/8 x 2-1/2	5.50
D 113-A3	1/8 x 3	6.40
D 113-A3 1/2	1/8 x 3-1/2	12.20
D 113-A4	1/8 x 4	13.30
D 113-B1 1/2	1/4 x 1-1/2	2.35
D 113-B2	1/4 x 2	3.00
D 113-B2 1/2	1/4 x 2-1/2	9.15
D 113-B3	1/4 x 3	6.65
D 113-B3 1/2	1/4 x 3-1/2	15.35
D 113-B4	1/4 x 4	16.90
D 113-C1 1/2	3/8 x 1-1/2	4.40
D 113-C2	3/8 x 2	5.50
D 113-C2 1/2	3/8 x 2-1/2	11.05
D 113-C3	3/8 x 3	13.45
D 113-C3 1/2	3/8 x 3-1/2	18.90
D 113-C4	3/8 x 4	20.90
D 113-D1 1/2	1/2 x 1-1/2	4.75
D 113-D2	1/2 x 2	12.95
D 113-D2 1/2	1/2 x 2-1/2	14.90
D 113-D3	1/2 x 3	12.30
D 113-D3 1/2	1/2 x 3-1/2	25.15
D 113-D4	1/2 x 4	27.80

SOFT ANNEALED COPPER TUBING



GENERAL PURPOSE COPPER TUBING
AUTOMOTIVE
REFRIGERATION,
INDUSTRIAL, HEATING—
 Seamless Bright Finish

Part No.	Size O.D. Coil	(25') List Each
DCT-2x25	1/8 x 25'	P.O.A.
DCT-3x25	3/16 x 25'	P.O.A.
DCT-4x25	1/4 x 25'	P.O.A.
DCT-5x25	5/16 x 25'	P.O.A.
DCT-6x25	3/8 x 25'	P.O.A.
DCT-7x25	7/16 x 25'	P.O.A.
DCT-8x25	1/2 x 25'	P.O.A.
DCT-10x25	5/8 x 25'	P.O.A.
DCT-12x25	3/4 x 25'	P.O.A.

Available in longer coils to special order.

Part No.	Size O.D. Coil	50' List Each
DCT-2x50	1/8 x 50'	P.O.A.
DCT-3x50	3/16 x 50'	P.O.A.
DCT-4x50	1/4 x 50'	P.O.A.
DCT-5x50	5/16 x 50'	P.O.A.
DCT-6x50	3/8 x 50'	P.O.A.
DCT-7x50	7/16 x 50'	P.O.A.
DCT-8x50	1/2 x 50'	P.O.A.
DCT-10x50	5/8 x 50'	P.O.A.
DCT-12x50	3/4 x 50'	P.O.A.

Available in long recoils to special order.

* Price Subject to Change

COPPER TUBING—

.049 Heavy Wall

Part No.	Size O.D. Coil	List Each
DCT-4.049x50	1/4 x 50'	P.O.A.
DCT-6.049x50	3/8 x 50'	P.O.A.
DCT-8.049x100	1/2 x 50'	P.O.A.
DCT-10.049x100	5/8 x 50'	P.O.A.

TUBE CUTTER—


Capacity 1/8"-1-1/8" O.D. Cuts hard or soft copper tubing, brass, aluminum or thin wall conduit. Hardened rollers have flare cut-off groove to permit cutting directly behind a flare.



Part No.	List
DCT-1	P.O.A.

TUBE BENDER—

Excellent Sealant For All Threads



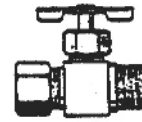
Part No.	Tube O.D.	List Each
T9-456*	1/4, 3/8, 1/2	P.O.A.
T9-8	1/2	P.O.A.
T9-10	5/8	P.O.A.
T9-12	3/4	P.O.A.

*Will bend a combination of three sizes

Special design to bend soft copper brass, aluminum and thin wall steel tubing, a light and easily handled bending tool which will permit bends on all planes of 10° to 180° without deformation of tubing.

Note: Tubing must be in annealed state; will not bend hard-drawn material

NEEDLE VALVES (FOR COPPER TUBING)



NEEDLE VALVE
STRAIGHT
COMPRESSION
 - To Male Pipe

Part No.	Size Tube Pipe	List Each \$
D 10-3A	3/16 x 1/8	P.O.A.
D 10-4A	1/4 x 1/8	P.O.A.
D 10-4A	1/4 x 1/4	P.O.A.
D 10-5A	5/16 x 1/8	P.O.A.
D 10-6A	3/8 x 1/4	P.O.A.



NEEDLE VALVE
COMPRESSION
 - Tube to Tube

Part No.	Size Tube Pipe	List Each \$
D 11-3	3/16	P.O.A.
D 11-4	1/4	P.O.A.
D 11-5	5/16	P.O.A.
D 11-6	3/8	P.O.A.



NEEDLE VALVE
ANGLE
COMPRESSION
 - Tube to Pipe

Part No.	Size Tube Pipe	List Each \$
D 12-4A	1/4 x 1/8	P.O.A.
D 12-4B	1/4 x 1/4	P.O.A.
D 12-5A	5/16 x 1/8	P.O.A.
D 12-5B	5/16 x 1/4	P.O.A.
D 12-6A	3/8 x 1/8	P.O.A.
D 12-6B	3/8 x 1/4	P.O.A.



COMPRESSION FITTINGS

(FOR COPPER TUBING)

SEALING PLUG-



Part No.	Tube Size	List Each
D 67-4	1/4	3.90

COMPRESSION CONNECTOR-

Tube to Male Pipe



Part No.	Size Tube Pipe	List Each
D 68-2x1	1/8 x 1/16	P.O.A.
D 68-2A	1/8 x 1/8	2.20
D 68-3A	3/16 x 1/8	1.80
D 68-3B	3/16 x 1/4	7.90
D 68-4A	1/4 x 1/8	1.90
D 68-4B	1/4 x 1/4	2.40
D 68-4C	1/4 x 3/8	9.10
D 68-4D	1/4 x 1/2	11.10
D 68-5A	5/16 x 1/8	2.75
D 68-5B	5/16 x 1/4	2.65
D 68-5C	5/16 x 3/8	P.O.A.
D 68-5D	5/16 x 1/2	P.O.A.
D 68-6A	3/8 x 1/8	3.00
D 68-6B	3/8 x 1/4	2.65
D 68-6C	3/8 X 3/8	3.50
D 68-6D	3/8 X 1/2	4.75
D 68-6E	3/8 x 3/4	P.O.A.
D 68-7A	7/16 x 1/8	P.O.A.
D 68-7B	7/16 x 1/4	P.O.A.
D 68-7C	7/16 x 3/8	P.O.A.
D 68-8B	1/2 x 1/4	6.65
D 68-8C	1/2 x 3/8	4.80
D 68-8D	1/2 x 1/2	5.95
D 68-8E	1/2 x 3/4	P.O.A.
D 68-10C	5/8 x 3/8	7.35
D 68-10D	5/8 x 1/2	7.40
D 68-10E	5/8 x 3/4	P.O.A.
D 68-12D	3/4 x 1/2	P.O.A.
D 68-12E	3/4 x 3/4	30.00
D 68-14E	7/8 x 3/4	P.O.A.

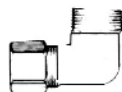
COMPRESSION OIL TANK FITTINGS

- Fittings are drilled through to allow Tube to go directly into Tank

Part No.	Size Tube Pipe	List Each
DT 68-4B	1/4 x 1/4	P.O.A.
DT 68-4C	1/4 x 3/8	P.O.A.
DT 68-6C	3/8 x 3/8	P.O.A.
DT 68-6D	3/8 x 1/2	P.O.A.
DT 68-8D	1/2 x 1/2	P.O.A.
DT 68-10D	5/8 x 1/2	P.O.A.

COMPRESSION ELBOW-

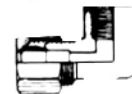
Tube to Male Pipe



Part No.	Size Tube Pipe	List Each
D 69-2x1	1/8 x 1/16	P.O.A.
D 69-2A	1/8 x 1/8	8.15
D 69-3A	3/16 x 1/8	4.65
D 69-3B	3/16 x 1/4	P.O.A.
D 69-4A	1/4 x 1/8	3.40
D 69-4B	1/4 x 1/4	3.90
D 69-4C	1/4 x 3/8	14.90
D 69-4D	1/4 x 1/2	20.40
D 69-5A	5/16 x 1/8	5.75
D 69-5B	5/16 x 1/4	5.95
D 69-5C	5/16 x 3/8	P.O.A.
D 69-6A	3/8 x 1/8	6.20
D 69-6B	3/8 x 1/4	4.45
D 69-6C	3/8 X3/8	5.50
D 69-6D	3/8 X1/2	12.80
D 69-6E	3/8 x 3/4	P.O.A.
D 69-7B	7/16 x 1/4	P.O.A.
D 69-7C	7/16 x 3/8	P.O.A.
D 69-8B	1/2 x 1/4	17.05
D 69-8C	1/2 x 3/8	9.50
D 69-8D	1/2 x 1/2	10.80
D 69-8E	1/2 x 3/4	P.O.A.
D 69-10C	5/8 x 3/8	P.O.A.
D 69-10D	5/8 x 1/2	15.20
D 69-10E	5/8 x 3/4	P.O.A.
D 69-12C	3/4 x 3/8	P.O.A.
D 69-12D	3/4 x 1/2	P.O.A.
D 69-12E	3/4 x 3/4	53.30
D 69-14E	7/8 x 3/4	P.O.A.

COMPRESSION ELBOW-

Tube to Female Pipe



Part No.	Size Tube Pipe	List Each
D 70-2x1	1/8 x 1/16	P.O.A.
D 70-2A	1/8 x 1/8	P.O.A.
D 70-3A	3/16 x 1/8	P.O.A.
D 70-4A	1/4 x 1/8	10.55
D 70-4B	1/4 x 1/4	12.95
D 70-4C	1/4 x 3/8	11.00
D 70-4D	1/4 x 1/2	P.O.A.
D 70-5A	5/16 x 1/8	P.O.A.
D 70-5B	5/16 x 1/4	P.O.A.
D 70-6A	3/8 x 1/8	P.O.A.
D 70-6B	3/8 x 1/4	8.45
D 70-6C	3/8 x 3/8	P.O.A.
D 70-6D	3/8 x 1/5	P.O.A.
D 70-6E	3/8 x 3/4	P.O.A.
D 70-8C	1/2 x 3/8	P.O.A.
D 70-8D	1/2 x 1/2	P.O.A.
D 70-8E	1/2 x 3/4	P.O.A.
D 70-10D	5/8 x 1/2	P.O.A.
D 70-12D	3/4 x 1/2	P.O.A.

COMPRESSION TEE-

Male Pipe on Run



Part No.	Size Tube Pipe	List Each
D 71-2A	1/8 x 1/8	P.O.A.
D 71-3A	3/16 x 1/8	P.O.A.
D 71-4A	1/4 x 1/8	11.80
D 71-4B	1/4 x 1/4	17.05
D 71-5A	5/16 x 1/8	P.O.A.
D 71-6B	3/8 x 1/4	16.80
D 71-6C	3/8 x 3/8	P.O.A.
D 71-8C	1/2 x 3/8	P.O.A.
D 71-10D	5/8 x 1/2	P.O.A.
D 71-12D	3/4 x 1/2	P.O.A.



COMPRESSION FITTINGS (FOR COPPER TUBING)

Usage: May be used with Copper, Brass, Aluminum Tubing. Not recommended for Steel Tubing. Some Plastic Tubing require support inserts for assembly

COMPRESSION SLEEVE-



Part No.	Tube Size	List Each
D 60-2	1/8	0.20
D 60-3	3/16	0.20
D 60-4	1/4	0.20
D 60-5	5/16	0.30
D 60-6	3/8	0.30
D 60-7	7/16	1.20
D 60-8	1/2	0.50
D 60-10	5/8	0.70
D 60-12	3/4	P.O.A.
D 60-14	7/8	P.O.A.

COMPRESSION NUT-



Part No.	Tube Size	List Each
D 61-2	1/8	0.60
D 61-3	3/16	0.55
D 61-4	1/4	0.55
D 61-5	5/16	0.75
D 61-6	3/8	0.80
D 61-7	7/16	P.O.A.
D 61-8	1/2	1.60
D 61-10	5/8	1.85
D 61-12	3/4	P.O.A.
D 61-14	7/8	P.O.A.

COMPRESSION UNION-



Part No.	Tube Size	List Each
D 62-2	1/8	5.75
D 62-3	3/16	2.35
D 62-4	1/4	2.35
D 62-5	5/16	2.90
D 62-6	3/8	3.55
D 62-7	7/16	P.O.A.
D 62-8	1/2	6.95
D 62-10	5/8	8.90
D 62-12	3/4	51.35
D 62-14	7/8	P.O.A.

COMPRESSION REDUCING UNION-

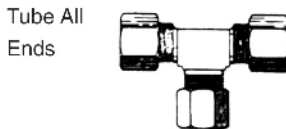
Part No.	Size Tube Tube	List Each
D 62-4-2	1/4 x 1/8	P.O.A.
D 62-4-3	1/4 x 3/16	P.O.A.
D 62-5-4	5/16 x 1/4	P.O.A.
D 62-6-4	3/8 x 1/4	P.O.A.
D 62-6-5	3/8 x 5/16	P.O.A.
D 62-8-6	1/2 x 3/8	P.O.A.
D 62-10-6	5/8 x 3/8	8.35
D 62-10-8	5/8 x 1/2	P.O.A.

COMPRESSION BALL CHECK CONNECTOR-



Part No.	Size Tube Pipe	List Each
D 63-2A	1/4 x 1/8	P.O.A.
D 63-3A	1/4 x 3/16	P.O.A.
D 63-4A	5/16 x 1/4	11.15
D 63-5A	3/8 x 1/4	P.O.A.
D 63-6B	3/8 x 5/16	P.O.A.

COMPRESSION TEE-



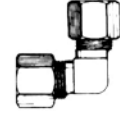
Part No.	Tube Size	List Each
D 64-2	1/8	11.15
D 64-3	3/16	8.80
D 64-4	1/4	7.40
D 64-5	5/16	10.25
D 64-6	3/8	9.85
D 64-7	7/16	P.O.A.
D 64-8	1/2	16.25
D 64-10	5/8	22.60
D 64/12	3/4	65.20
D 64-14	7/8	68.00

REDUCING TEE-

Part No.	Tube Size	List Each
D 64-4-2	1/4 x 1/4 x 1/8	P.O.A.
D 64-6-4	3/8 x 3/8 x 1/4	P.O.A.
D 64-8-4	1/2 x 1/2 x 1/4	37.65
D 64-8-6	1/2 x 1/2 x 3/8	32.75
D 64-10-8	5/8 x 5/8 x 1/2	P.O.A.

COMPRESSION ELBOW-

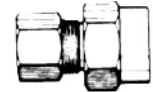
Tube to Tube



Part No.	Tube Size	List Each
D 65-2	1/8	14.40
D 65-3	3/16	13.90
D 65-4	1/4	5.60
D 65-5	5/16	14.85
D 65-6	3/8	7.70
D 65-7	7/16	P.O.A.
D 65-8	1/2	11.60
D 65-10	5/8	P.O.A.
D 65-12	3/4	P.O.A.
D 65-14	7/8	P.O.A.

COMPRESSION CONNECTOR

Tube to Female Pipe




Part No.	Tube Size	List Each
D 66-2A	1/8 x 1/8	4.55
D 66-3A	3/16 x 1/8	5.25
D 66-4A	1/4 x 1/8	2.25
D 66-4B	1/4 x 1/4	3.50
D 66-4C	1/4 x 3/8	14.85
D 66-4D	1/4 x 1/2	20.40
D 66-5A	5/16 x 1/8	3.95
D 66-5B	5/16 x 1/4	8.85
D 66-6A	3/8 x 1/8	7.20
D 66-6B	3/8 x 1/4	3.35
D 66-6C	3/8 x 3/8	3.95
D 66-6D	3/8 x 1/2	11.80
D 66-6E	3/8 x 3/4	P.O.A.
D 66-8C	1/2 x 3/8	17.50
D 66-8D	1/2 x 1/2	P.O.A.
D 66-8E	1/2 x 3/4	P.O.A.
D 66-10D	5/8 x 1/2	8.35
D 66-10E	5/8 x 3/4	P.O.A.
D 66-12D	3/4 x 1/2	P.O.A.
D 66-12E	3/4 x 3/4	P.O.A.
D 66-14E	7/8 x 3/4	P.O.A.

PUSH-IN TUBE FITTING FOR RIGID PLASTIC TUBING (INCH)



MALE CONNECTOR

Part No.	Tube O.D. Inches	Thread (M) NPT Inches	List Each
32-1110	1/8	10-32	6.20
32-1112	1/8	1/16	7.25
32-1114	1/8	1/8	6.05
32-1126	5/32	10-32	6.20
32-1128	5/32	1/8	5.60
32-1134	5/32	1/4	5.80
32-1154	1/4	10-32	6.35
32-1156	1/4	1/8	5.60
32-1158	1/4	1/4	5.80
32-1162	1/4	3/8	7.75
32-1168	5/16	1/8	6.20
32-1170	5/16	1/4	6.20
32-1174	5/16	3/8	8.00
32-1180	3/8	1/8	8.25
32-1182	3/8	1/4	8.05
32-1184	3/8	3/8	8.50
32-1186	3/8	1/2	10.60
32-1192	1/2	1/4	10.85
32-1194	1/2	3/8	10.25
32-1196	1/2	1/2	10.70



BULKHEAD FEMALE CONNECTOR

Part No.	Tube O.D. Inches	Thread (M) NPT Inches	List Each
32-1220	1/8	1/4	31.65
32-1234	5/32	1/4	34.15
32-1242	3/16	1/8	17.40
32-1258	1/4	1/4	18.75
32-1274	5/16	3/8	42.85
32-1284	3/8	3/8	28.00
32-1294	1/2	3/8	31.40
32-1296	1/2	1/2	37.40



SWIVEL MALE ELBOW



Part No.	Tube O.D. Inches	Thread (M) NPT Inches	List Each
32-1310	1/8	10-32	8.80
32-1312	1/8	1/16	8.80
32-1314	1/8	1/8	8.80
32-1320	1/8	1/4	13.90
32-1326	5/32	10-32	8.40
32-1327	5/32	1/16	7.75
32-1328	5/32	1/8	6.70
32-1334	5/32	1/4	8.25
32-1354	1/4	10-32	8.80
32-1356	1/4	1/8	6.70
32-1358	1/4	1/4	7.15
32-1362	1/4	3/8	10.00
32-1368	5/16	1/8	8.95
32-1370	5/16	1/4	8.05
32-1374	5/16	3/8	10.25
32-1382	3/8	1/4	12.10
32-1384	3/8	3/8	11.05
32-1386	3/8	1/2	15.15
32-1392	1/2	1/4	14.65
32-1394	1/2	3/8	14.90
32-1396	1/2	1/2	15.50



EXTENDED SWIVEL MALE ELBOW



Part No.	Tube O.D. Inches	Thread (M) NPT Inches	List Each
32-1414	1/8	1/8	12.55
32-1420	1/8	1/4	24.25
32-1428	5/32	1/8	12.55
32-1434	5/32	1/4	14.25
32-1442	3/16	1/8	13.20
32-1446	3/16	1/4	13.55
32-1456	1/4	1/8	13.20
32-1458	1/4	1/4	13.55
32-1462	1/4	3/8	16.35
32-1468	5/16	1/8	14.15
32-1470	5/16	1/4	14.60
32-1474	5/16	3/8	17.30
32-1482	3/8	1/4	18.05
32-1484	3/8	3/8	18.55
32-1486	3/8	1/2	26.55
32-1492	1/2	1/4	25.30
32-1494	1/2	3/8	26.55
32-1496	1/2	1/2	26.30



Applications

- For use with nylon, polyurethane, polyethylene and teflon tubings
- For compressed air or vacuum

Features

- Reusable, connects in less time than compression fittings
- Release button prevents accidental disconnection
- Unplugging tubes remains easy with snap fastener and collet.
- Elbows and tees rotate at the stud for easy piping in confined spaces

Specifications

Maximum Working Pressure
150 PSI

Working Temperature
5°C to 60°C (40°F to 140°F)


Thread
Thread portion: NPT (inch)
Nut: SAE

Construction
*Body: Nylon PBT
Chuck: Stainless Steel
Collet/Release Button: Polyacetal

*Brass Body Also Available



PUSH-IN TUBE FITTING FOR RIGID PLASTIC TUBING (INCH)



**SWIVEL MALE
BRANCH TEE**



Part No.	Tube O.D. Inches	Thread (M) NPT Inches	Price List
32-1512	1/8	1/16	15.29
32-1514	1/8	1/8	14.30
32-1520	1/8	1/4	20.40
32-1527	5/32	1/16	14.95
32-1528	5/32	1/8	11.45
32-1534	5/32	1/4	11.85
32-1542	3/16	1/8	12.55
32-1546	3/16	1/4	13.00
32-1556	1/4	1/8	12.55
32-1558	1/4	1/4	13.00
32-1562	1/4	3/8	15.00
32-1568	5/16	1/8	13.90
32-1570	5/16	1/4	14.10
32-1574	5/16	3/8	15.15
32-1582	3/8	1/4	17.80
32-1584	3/8	3/8	18.45
32-1586	3/8	1/2	20.50
32-1592	1/2	1/4	20.40
32-1594	1/2	3/8	21.35
32-1596	1/2	1/2	21.85



**SWIVEL MALE
"Y" CONNECTOR**



Part No.	Tube O.D. Inches	Thread (M) NPT Inches	Price List
32-1714	1/8	1/8	24.50
32-1720	1/8	1/4	24.50
32-1728	5/32	1/8	12.50
32-1734	5/32	1/4	12.60
32-1742	3/16	1/8	13.80
32-1746	3/16	1/4	13.80
32-1756	1/4	1/8	13.80
32-1758	1/4	1/4	14.85
32-1762	1/4	3/8	16.50
32-1768	5/16	1/8	15.45
32-1770	5/16	1/4	15.45
32-1774	5/16	3/8	17.20
32-1782	3/8	1/4	18.40
32-1784	3/8	3/8	19.65
32-1786	3/8	1/2	22.15
32-1792	1/2	1/4	22.15
32-1794	1/2	3/8	22.15
32-1796	1/2	1/2	23.95



**UNION
ELBOW**

Part No.	Tube O.D. Inches	Tube O.D. Inches	Price List
32-2314	1/8	1/8	8.65
32-2330	5/32	5/32	6.65
32-2344	3/16	3/16	6.90
32-2358	1/4	1/4	6.05
32-2372	5/16	5/16	7.50
32-2384	3/8	3/8	10.30
32-2396	1/2	1/2	11.30



**UNION
TEE**

Part No.	Tube O.D. Inches	Tube O.D. Inches	Price List
32-2514	1/8	1/8	10.50
32-2530	5/32	5/32	8.80
32-2544	3/16	3/16	8.05
32-2558	1/4	1/4	8.05
32-2572	5/16	5/16	9.80
32-2584	3/8	3/8	11.30
32-2596	1/2	1/2	15.95



**SWIVEL MALE
RUN TEE**




Part No.	Tube O.D. Inches	Thread (M) NPT Inches	Price List
32-1612	1/8	1/16	17.60
32-1614	1/8	1/8	14.30
32-1620	1/8	1/4	20.40
32-1627	5/32	1/16	15.75
32-1628	5/32	1/8	14.30
32-1634	5/32	1/4	13.80
32-1642	3/16	1/8	13.80
32-1646	3/16	1/4	15.35
32-1656	1/4	1/8	14.65
32-1658	1/4	1/4	15.35
32-1662	1/4	3/8	17.05
32-1668	5/16	1/8	16.50
32-1670	5/16	1/4	17.10
32-1674	5/16	3/8	17.85
32-1682	3/8	1/4	20.50
32-1684	3/8	3/8	22.15
32-1686	3/8	1/2	24.00
32-1692	1/2	1/4	24.00
32-1694	1/2	3/8	24.00
32-1696	1/2	1/2	25.60



**UNION
CONNECTOR**

Part No.	Tube O.D. Inches	Tube O.D. Inches	Price List
32-2114	1/8	1/8	8.65
32-2130	5/32	5/32	6.65
32-2144	3/16	3/16	7.45
32-2158	1/4	1/4	7.45
32-2172	5/16	5/16	8.00
32-2184	3/8	3/8	10.45
32-2196	1/2	1/2	10.45



**BULKHEAD
UNION**

Part No.	Tube O.D. Inches	Tube O.D. Inches	Price List
32-2214	1/8	1/8	14.50
32-2230	5/32	5/32	14.60
32-2244	3/16	3/16	16.75
32-2258	1/4	1/4	15.50
32-2272	5/16	5/16	17.30
32-2284	3/8	3/8	23.20
32-2296	1/2	1/2	27.30



**"Y"
CONNECTOR**

Part No.	Tube O.D. Inches	Price List
32-2714	1/8	10.80
32-2730	5/32	12.05
32-2744	3/16	13.00
32-2758	1/4	13.00
32-2772	5/16	13.30



PLUG


Part No.	Tube O.D. Inches	Price List
32-3114	1/8	2.65
32-3130	5/32	2.90
32-3144	3/16	2.90
32-3158	1/4	2.90
32-3172	5/16	3.55
32-3184	3/8	3.70
32-3196	1/2	4.10

PUSH-IN TUBE FITTING FOR RIGID PLASTIC TUBING (METRIC)



MALE CONNECTOR

Part No.	Tube O.D. mm	Thread (M) BSPT Inches	Price List
32-4126	4	M5	6.20
32-4128	4	1/8	5.60
32-4134	4	1/4	5.70
32-4154	6	M5	6.35
32-4156	6	1/8	5.60
32-4158	6	1/4	5.80
32-4162	6	3/8	7.75
32-4168	8	1/8	6.20
32-4170	8	1/4	6.20
32-4174	8	3/8	7.10
32-4182	10	1/4	8.05
32-4184	10	3/8	8.50
32-4186	10	1/2	10.50
32-4192	12	1/4	10.25
32-4194	12	3/8	10.70
32-4196	12	1/2	11.60



BULKHEAD FEMALE CONNECTOR

Part No.	Tube O.D. mm	Thread (M) BSPT Inches	Price List
32-4234	4	1/4	34.15
32-4258	6	1/4	16.10
32-4274	8	3/8	19.40
32-4284	10	3/8	27.20
32-4294	12	3/8	30.40



SWIVEL MALE ELBOW



Part No.	Tube O.D. mm	Thread (M) BSPT Inches	Price List
32-4326	4	M5	9.00
32-4328	4	1/8	6.70
32-4334	4	1/4	8.25
32-4354	6	M5	8.80
32-4356	6	1/8	7.25
32-4358	6	1/4	7.15
32-4362	6	3/8	10.10
32-4368	8	1/8	8.40
32-4370	8	1/4	8.70
32-4374	8	3/8	9.80
32-4382	10	1/4	11.30
32-4384	10	3/8	12.65
32-4386	10	1/2	15.15
32-4392	12	1/4	13.65
32-4394	12	3/8	13.90
32-4396	12	1/2	16.50



EXTENDED SWIVEL MALE ELBOW



Part No.	Tube O.D. mm	Thread (M) BSPT Inches	Price List
32-4428	4	1/8	12.00
32-4434	4	1/4	12.60
32-4456	6	1/8	13.20
32-4458	6	1/4	13.55
32-4468	8	1/8	14.15
32-4470	8	1/4	14.60
32-4474	8	3/8	17.30
32-4482	10	1/4	18.05
32-4484	10	3/8	18.50
32-4486	10	1/2	26.60
32-4492	12	1/4	25.30
32-4494	12	3/8	26.50
32-4496	12	1/2	27.50



Applications

- For use with nylon, polyurethane, polyethylene and teflon tubings
- For compressed air or vacuum

Features

- Reusable, connects in less time than compression fittings
- Release button prevents accidental disconnection
- Unplugging tubes remains easy with snap fastener and collet.
- Elbows and tees rotate at the stud for easy piping in confined spaces

Specifications

Maximum Working Pressure
150 PSI

Working Temperature
0°C to 60°C (32°F to 140°F)

Thread
Thread: BSPT (metric)
Nut: Metric


Construction
*Body: Nylon PBT
Chuck: Stainless Steel
Collet/Release Button: Polyacetal

*Brass Body Also Available



PUSH-IN TUBE FITTING FOR RIGID PLASTIC TUBING

(METRIC)



**SWIVEL MALE
BRANCH TEE**

Part No.	Tube O.D. mm	Thread (M) BSPT in.	Price List
32-4526	4	M5	11.85
32-4528	4	1/8	11.45
32-4534	4	1/4	11.85
32-4554	6	M5	13.75
32-4556	6	1/8	12.55
32-4558	6	1/4	13.00
32-4562	6	3/8	15.00
32-4568	8	1/8	14.00
32-4570	8	1/4	14.15
32-4574	8	3/8	15.15
32-4582	10	1/4	17.80
32-4584	10	3/8	P.O.A.
32-4586	10	1/2	20.50
32-4592	12	1/4	20.40
32-4594	12	3/8	21.35
32-4596	12	1/2	21.85



**SWIVEL MALE
"Y" CONNECTOR**

Part No.	Tube O.D. mm	Thread (M) BSPT in.	Price List
32-4728	4	1/8	12.50
32-4734	4	1/4	13.75
32-4756	6	1/8	13.75
32-4758	6	1/4	14.90
32-4762	6	3/8	16.50
32-4768	8	1/8	15.45
32-4770	8	1/4	15.45
32-4774	8	3/8	17.20
32-4782	10	1/4	18.55
32-4784	10	3/8	19.65
32-4786	10	1/2	22.15
32-4792	12	1/4	22.15
32-4794	12	3/8	22.15
32-4796	12	1/2	23.95



**UNION
ELBOW**

Part No.	Tube O.D. mm	Tube O.D. mm	Price List
32-5330	4	4	6.20
32-5358	6	6	7.00
32-5372	8	8	7.50
32-5384	10	10	10.30
32-5396	12	12	11.30



**UNION
TEE**

Part No.	Tube O.D. mm	Tube O.D. mm	Price List
32-5530	4	4	8.60
32-5558	6	6	9.00
32-5572	8	8	9.80
32-5584	10	10	11.30
32-5596	12	12	15.60



**SWIVEL MALE
RUN TEE**

Part No.	Tube O.D. mm	Thread (M) BSPT in.	Price List
32-4626	4	M5	13.45
32-4628	4	1/8	12.50
32-4634	4	1/4	14.25
32-4654	6	M5	16.50
32-4656	6	1/8	14.70
32-4658	6	1/4	15.35
32-4662	6	3/8	17.85
32-4668	8	1/8	16.50
32-4670	8	1/4	17.05
32-4674	8	3/8	17.85
32-4682	10	1/4	20.10
32-4684	10	3/8	22.00
32-4686	10	1/2	23.95
32-4692	12	1/4	22.15
32-4694	12	3/8	23.25
32-4696	12	1/2	25.60



**UNION
CONNECTOR**

Part No.	Tube O.D. mm	Tube O.D. mm	Price List
32-5130	4	4	7.10
32-5158	6	6	7.00
32-5172	8	8	7.50
32-5184	10	10	9.80
32-5196	12	12	11.50



**"Y"
CONNECTOR**

Part No.	Tube O.D. mm	Tube O.D. mm	Price List
32-5730	4	4	11.80
32-5758	6	6	12.45
32-5772	8	8	12.60
32-5784	10	10	15.00
32-5796	12	12	20.15



**BULKHEAD
UNION**

Part No.	Tube O.D. mm	Tube O.D. mm	Price List
32-5230	4	4	14.35
32-5258	6	6	15.60
32-5272	8	8	17.30
32-5284	10	10	23.20
32-5296	12	12	27.20



PLUG

Part No.	Tube O.D. mm	Price List
32-6130	4	2.40
32-6158	6	3.00
32-6172	8	3.35
32-6184	10	3.70
32-6196	12	4.10



BRASS COMPRESSION FITTINGS

FOR RIGID PLASTIC TUBING

USAGE: May be used with Polyvinyl, Polyethylene and Nylon Tubings.
Applications: For Instrumentation, Lubrication Lines, Air Systems and Numerous other Areas where Non-Metallic Tubing is used.

SLEEVE MOLDED ACETAL RESIN



Part No.	Tube Size	List Each
D960-4	1/4	0.50
D960-5	5/16	1.80
D960-6	3/8	0.60
D960-8	1/2	1.40
D960-10	5/8	0.70

NUT—



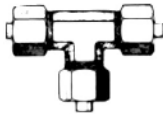
Part No.	Tube Size	List Each
D961-4	1/4	P.O.A.
D961-5	5/16	P.O.A.
D961-6	3/8	P.O.A.
D961-8	1/2	P.O.A.
D961-10	5/8	P.O.A.

UNION—



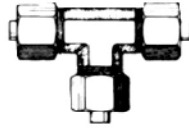
Part No.	Tube Size	List Each
D962-4	1/4	6.40
D962-5	5/16	12.25
D962-6	3/8	9.15
D962-8	1/2	14.40
D962-10	5/8	31.65

UNION TEE



Part No.	Tube Size	List Each
D964-4	1/4	15.60
D964-5	5/16	27.25
D964-6	3/8	21.85
D964-8	1/2	35.40
D964-10	5/8	52.50

REDUCING UNION TEE—



Part No.	Tube Size	List Each
D 964-4-4-2	1/4 x 1/4 x 1/8	P.O.A.
D 964-6-6-4	3/8 x 3/8 x 1/4	25.42
D 964-8-8-6	1/2 x 1/2 x 3/8	40.80

FEMALE CONNECTOR—



Part No.	Tube Size	Female Pipe Size	List Each
D 966-4A	1/4	1/8	7.95
D 966-4B	1/4	1/4	7.95
D 966-5A	5/16	1/8	9.25
D 966-5B	5/16	1/4	12.10
D 966-6B	3/8	1/4	8.20
D 966-6C	3/8	3/8	10.30
D 966-8C	1/2	3/8	20.55
D 966-8D	1/2	1/2	21.70
D 966-10D	5/8	1/2	24.15

MALE CONNECTOR—



Part No.	Tube Size	Female Pipe Size	List Each
D 968-4A	1/4	1/8	4.35
D 968-4B	1/4	1/4	5.05
D 968-5A	5/16	1/8	7.80
D 968-5B	5/16	1/4	8.55
D 968-6A	3/8	1/8	6.50
D 968-6B	3/8	1/4	6.25
D 968-6C	3/8	3/8	7.70
D 968-8B	1/2	1/4	12.60
D 968-8C	1/2	3/8	11.90
D 968-8D	1/2	1/2	14.55
D 968-10C	5/8	3/8	21.55
D 968-10D	5/8	1/2	20.30

MALE ELBOW—



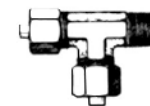
Part No.	Size Tube Pipe	List Each
D 969-4A	1/4 x 1/8	8.20
D 969-4B	1/4 x 1/4	9.60
D 969-5A	5/16 x 1/8	12.85
D 969-5B	5/16 x 1/4	13.60
D 969-6A	3/8 x 1/8	11.05
D 969-6B	3/8 x 1/4	10.80
D 969-6C	3/8 x 3/8	13.70
D 969-8B	1/2 x 1/4	20.05
D 969-8C	1/2 x 3/8	20.05
D 969-8D	1/2 x 1/2	22.70
D 969-10C	5/8 x 3/8	30.05
D 969-10D	5/8 x 1/2	30.35

FEMALE ELBOW—



Part No.	Tube Size	Female Pipe Size	List Each
D 970-4A	1/4	1/8	10.00
D 970-4B	1/4	1/4	13.70
D 970-6B	3/8	1/4	14.20
D 970-6C	3/8	3/8	18.00
D 970-8C	1/2	3/8	25.35

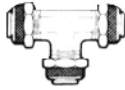
MALE RUN TEE—

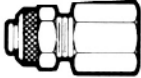



Part No.	Tube Size	Female Pipe Size	List Each
D 971-4A	1/4	1/8	13.20
D 971-4B	1/4	1/4	18.50
D 971-5A	5/16	1/8	25.20
D 971-5B	5/16	1/4	21.15
D 971-6B	3/8	1/4	19.20
D 971-6C	3/8	3/8	28.30
D 971-8C	1/2	3/8	37.70
D 971-10D	5/8	1/2	54.95

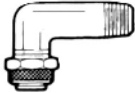
POLYFLO® TUBE FITTINGS


FOR RIGID PLASTIC TUBING

Catalogue Number	Weight Per 100 in Lbs.	LIST PRICE EACH
264-P UNION TEE Tube to Tube to Tube		
264 P-02	5.0	P.O.A.
264 P-03	6.0	P.O.A.
264 P-04	7.0	11.05
264 P-05	8.0	P.O.A.
264 P-06	10.0	15.20
264 P-08	13.0	30.20

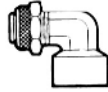
266-P FEMALE CONNECTOR Tube to Female P.T.		
266 P-02-02	3.5	P.O.A.
266 P-03-02	3.5	P.O.A.
266 P-03-04	3.7	P.O.A.
266 P-04-02	3.7	5.85
266 P-04-04	4.0	8.83
266 P-05-02	4.0	10.39
266 P-06-04	5.5	9.75
266 P-08-06	7.2	14.90


268-P MALE CONNECTOR Tube to Male P.T.		
268 P-02-10/32		P.O.A.
268 P-02-02	3.5	4.72
268 P-03-01	3.0	P.O.A.
268 P-03-02	3.8	P.O.A.
268 P-04-10/32		P.O.A.
268 P-04-01	3.5	P.O.A.
268 P-04-02	4.0	3.83
268 P-04-04	4.5	5.35
268 P-04-06	6.0	10.95
268 P-05-02	3.5	P.O.A.
268 P-05-04	5.6	P.O.A.
268 P-06-02	5.0	5.10
268 P-06-04	6.6	5.54
268 P-06-06	8.2	7.92
268 P-08-06	9.2	9.40


269-P MALE ELBOW Tube to Male P.T.		
269 P-02-01	3.8	P.O.A.
269 P-02-02	3.8	P.O.A.
269 P-03-01	3.8	P.O.A.
269 P-03-02	3.8	P.O.A.
269 P-04-01	3.8	P.O.A.
269 P-04-02	4.0	5.98
269 P-04-04	6.0	6.96
269 P-04-06	9.0	P.O.A.
269 P-05-02	6.0	P.O.A.
269 P-06-02	6.0	8.13
269 P-06-04	6.0	8.51
269 P-06-06	8.5	11.13
269 P-08-06	9.0	11.69

Catalogue Number	Weight Per 100 in Lbs.	LIST PRICE EACH
269-SP MALE SWIVEL ELBOW Tube to Male P.T. Swivel		
269 SP-04-02		P.O.A.
269 SP-04-04		P.O.A.
269 SP-06-04		P.O.A.
269 SP-06-06		P.O.A.

269 LL-P MALE ELBOW Extra Long Tube to Male P.T.		
269 LLP-04-04		P.O.A.















270-P FEMALE ELBOW Tube to Female P.T.		
270 P-02-02	6.9	P.O.A.
270 P-03-02	7.2	P.O.A.
270 P-04-02	7.0	7.55
270 P-04-04	8.0	17.42
270 P-06-04	9.0	15.73
270 P-08-06	15.0	P.O.A.

271-P MALE SWIVEL RUN TEE Tube to Male P.T. to Tube		
271 P-02-02	6.0	P.O.A.
271 P-04-02	6.7	10.91
271 P-04-04	9.0	12.41
271 P-05-02	9.0	14.53
271 P-06-04	12.5	16.77
271 P-08-06	17.5	23.59

271-SP MALE SWIVEL RUN TEE Tube to Male P.T. Swivel to Tube		
271 SP-04-02		P.O.A.
271 SP-06-06		P.O.A.

POLYFLO® TUBE FITTINGS

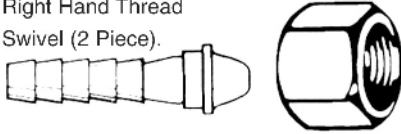
FOR RIGID PLASTIC TUBING

Catalogue Number	Weight Per 100 In Lbs.	List Price Each	Catalogue Number	Weight Per 100 In Lbs.	List Price Each
31-PG SPRING GUARD For Plastic Tubing (For use with 261-PG Nut)					
					
31 PG-04	3.8	P.O.A.			
31 PG-06	5.0	P.O.A.			
31 PG-08	6.9	P.O.A.			
256-P REDUCING UNION Tube to Tube					
					
256 P-06-04	5.0	P.O.A.			
259-P CAP Plastic					
					
259 P-04	.1	P.O.A.			
259 P-05	.1	P.O.A.			
259 P-06	.1	P.O.A.			
259 P-08	.2	P.O.A.			
260-P PLASTIC SLEEVE					
					
260 P-04		0.38			
260 P-05		0.26			
260 P-06		0.62			
260 P-08		0.75			
260-UB UNIVERSAL BRASS SLEEVE					
					
260 UB-02	.2	P.O.A.			
260 UB-03	.2	P.O.A.			
260 UB-04	.2	P.O.A.			
260 UB-05	.2	P.O.A.			
260 UB-06	.3	P.O.A.			
260 UB-08	.6	P.O.A.			
261-P NUT & SLEEVE ASSEMBLY					
					
261 P-04		1.58			
261 P-05		2.08			
261 P-06		1.89			
261 P-08		P.O.A.			
261 PG NUT & SLEEVE ASSMBLY FOR SPRING GUARD					
					
261 PG-04	0.5	P.O.A.			
261 PG-06	0.7	P.O.A.			
261-U NUT ONLY					
					
261 U-02	0.2	P.O.A.			
261 U-03	0.3	P.O.A.			
261 U-04		P.O.A.			
261 U-05		P.O.A.			
261 U-06		P.O.A.			
261 U-08		P.O.A.			
261-UB UNIVERSAL NUT & BRASS SLEEVE ASSEMBLY					
					
261 UB-02		P.O.A.			
261 UB-03		P.O.A.			
261 UB-04		P.O.A.			
261 UB-05		P.O.A.			
261 UB-06		P.O.A.			
261 UB-08		P.O.A.			
261-UG NUT ONLY FOR SPRING GUARD					
					
261 UG-04	0.5	P.O.A.			
261 UG-06	0.7	P.O.A.			
261 UG-08	0.8	P.O.A.			
262-P UNION Tube to Tube					
					
262 P-02	2.5	P.O.A.			
262 P-03	3.0	P.O.A.			
262 P-04	4.5	5.85			
262 P-05	6.0	9.80			
262 P-06	7.7	8.23			
262 P-08	11.0	13.96			
262-PC Poly-Flo® to Std. Comp.					
					
262 PC-04	4.5	P.O.A.			
262 PC-06	7.7	P.O.A.			
262-PH Poly-Flo® to Hi-Duty®.					
					
262 PH-04	4.5	P.O.A.			
262-PHS UNION Poly-Flo® to Hi-Seal®					
					
262 PHS-04	7.0	P.O.A.			

WELDING HOSE FITTINGS

HOSE BARB-

To Welding Standard 9/16-18 Thread
Right Hand Thread
Swivel (2 Piece).



Part No.	Hose Size I.D.	List Each
D 132-3R	3/16	6.10
D 132-4R	1/4	6.10
D 132-5R	5/16	6.10
D 132-6R	3/8	6.10

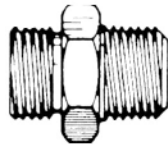
HOSE BARB-

To Welding Standard 9/16-18 Thread
Left Hand Thread
Swivel (2 Piece).

Part No.	Hose Size I.D.	List Each
D 133-3L	3/16	6.10
D 133-4L	1/4	6.10
D 133-5L	5/16	6.10
D 133-6L	3/8	6.10

STRAIGHT BALL SEAT MALE PIPE CONNECTOR-

To Male Pipe Taper



Part No.	Hose Size I.D.	List Each
D 134-AA	1/8 x 1/8	4.90
D 134-BA	1/4 x 1/8	3.60
D 134-BB	1/4 x 1/4	3.80
D 134-BC	1/4 x 3/8	P.O.A.
D 134-CB	3/8 x 1/4	6.20
D 134-CC	3/8 x 3/8	7.40
D 134-CD	3/8 x 1/2	9.90
D 134-DC	1/2 x 3/8	6.75
D 134-DD	1/2 x 1/2	10.95
D 134-EE	3/4 x 3/4	14.25

STRAIGHT BALL SEAT CONNECTOR- Male Both End

Part No.	Hose Size I.D.	List Each
D 134ST-BB	1/4 x 1/4	8.50
D 134ST-CC	3/8 x 3/8	11.05
D 134ST-DD	1/2 x 1/2	P.O.A.
D 134ST-EE	3/4 x 3/4	P.O.A.

STANDARD WELDING CONNECTOR-

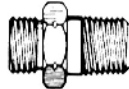
9/16-18 Right Hand to Male Pipe



Part No.	Pipe Size	List Each
D 135-RA	1/8	P.O.A.
D 135-RB	1/4	8.19
D 135-RC	3/8	P.O.A.

STANDARD WELDING CONNECTOR-

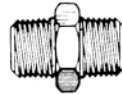
9/16-18 Left Hand to Male Pipe



Part No.	Pipe Size	List Each
D 135-LA	1/8	P.O.A.
D 135-LB	1/4	8.50
D 135-LC	3/8	10.30

WELDING COUPLING-

Standard 9/16-18 Both End



Part No.	Pipe Size	List Each
D 136-L	9/16-18L.H.	7.90
D 136-R	9/16-18R.H.	7.90

WELDING NUTS, STANDARD-



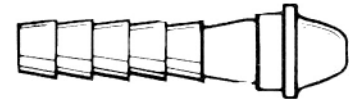
Part No.	Size	List Each
D 137-R (Oxygen)	R.H. 9/16-18	7.90



Part No.	Size	List Each
D 137-L (Acetylene)	L.H. 9/16-18	7.90

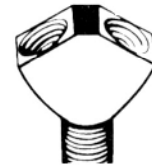
HOSE BARB-

For Use With D 137 Nuts



Part No.	Size	List Each
D 138-3	3/16	3.10
D 138-4	1/4	3.10
D 138-5	5/16	3.10
D 138-6	3/8	3.10

PIPE "Y"-



Part No.	Pipe Size	List Each
D 678-Y-B	1/4 x 1/4 x 1/4	26.20



BOTTLE GAS FITTINGS—(PROPANE)

TAIL PIECE ASS'Y - EXCESS FLOW P.O.L. x 1/4"			TAIL PIECE ASS'Y - REGULAR FLOW P.O.L. x 1/4" NPT			TAIL PIECE ASS'Y - EXCESS FLOW P.O.L. x 9/16" - 18 (SOFTNESS)		
PART NO.	TYPE	LIST	PART NO.	TYPE	LIST	PART NO.	TYPE	LIST
D2003T	Soft Nose	16.30	D2002	Soft Nose	12.55	D2019-R	Right Hand Thread	22.45
D2003TH	Hard Nose	22.10	D2002-H	Hard Nose	10.70	D2019-L	Left Hand Thread	19.50
HEX P.O.L. NUT			P.O.L. PLUG			MANIFOLD BLOCK TEE ASSEMBLY For Dual Tank Installations Standard P.O.L. Connections (without check valve)		
PART NO.	TYPE	LIST	PART NO.	TYPE	LIST	PART NO.	TYPE	LIST
D2002-B	P.O.L. NUT-7/8" HEX	3.45	D2010	P.O.L. Sealing Plug	10.00	D2001-S	Soft Nose	38.85
						D2001-C	Hard Nose W/Check Valve	67.65.
P.O.L. CAPNUT			PIPE PLUG W/HEX NUT			ADAPTER		
PART NO.	TYPE	LIST	PART NO.	TYPE	LIST	PART NO.	TYPE	LIST
D2004	P.O.L Cap Nut	13.15	D121-B	1/4" N.P.Y.	1.35	D2011-B	Female P.O.L. x 1/4"	13.85
P.O.L. 'O' RING			DUAL TANK MANIFOLD			EXTRUDED PIPE TEE		
PART NO.	TYPE	LIST	PART NO.	TYPE	LIST	PART NO.	TYPE	LIST
D110	'O' Ring	0.57	D2000	Inlets-1/4 Inv. Flare Outlet-1/4 Male Pipe	14.90	D101-B	1/4" N.P.T.	7.80
						D101-C	3/8" N.P.T.	10.80
ACETYLENE TYPE "B" STANDARD (Left Hand to Male Pipe)			ACETYLENE TYPE "B" STANDARD (9/16-18-Both Ends)			ADAPTOR MALE 3/8" J.I.C. to NPT		
PART NO.	TYPE	LIST	PART NO.	TYPE	LIST	PART NO.	TYPE	LIST
D135-LB	9/16" 18 x 1/4 N.P.T.	8.50	D136-L	Left Hand Thread	7.90	2404-06-04	3/8" J.I.C. x 1/4" NPT	1.35
D135-LC	9/16" 18 x 3/8" N.P.T.	10.30	D136-R	Right Hand Thread	7.90	2404-06-06	3/8" J.I.C. x 3/8" NPT	1.75

High Pressure Industrial/Commercial Pounds-to-Pounds Regulators

Designed to reduce container pressure down to between 3 and 100 PSIG. Ideal for liquid or vapour service with tar pot heater, fish cookers, salamander heaters and weed burning torches.



Part Number	Adjustment Method	Inlet Connection	Outlet Connection	Pressure Range (PSIG)	Recommended Delivery Set Pressure of PSIG Propane	Capacity Determined at BTU/hr	LIST \$
567FB	HANDWHEEL	1/4" F. NPT	1/4" F. NPT	10-25	20	820,000	136.70



STANDARD BLACK STEEL NIPPLES -N.P.T.



PART NO.	LENGTH	1-1/2	2	2-1/2	3	3-1/2	4	4-1/2	5	5-1/2	6	7	8	9	10	11	12
	SIZE (ins.)																
IN02-*	1/8	1.80	1.90	2.05	2.20	2.40	2.45	2.80	2.85	3.00	3.30	3.55	3.75	3.95	4.20	4.40	4.65
IN04-*	1/4	1.55	1.65	1.90	1.95	2.15	2.25	2.95	3.15	3.20	3.30	3.40	3.60	3.80	4.05	4.25	4.50
IN06-*	3/8	1.60	1.70	1.95	2.00	2.25	2.45	3.00	3.20	3.25	3.55	3.70	3.95	4.15	4.45	4.65	4.90
IN08-*	1/2	.95	1.05	1.10	1.20	1.35	1.45	1.60	1.70	1.85	1.95	3.45	3.85	4.20	4.35	4.60	4.90
IN12-*	3/4	1.45	1.50	1.60	1.85	2.05	2.25	2.40	2.65	2.80	3.10	5.70	6.35	6.65	6.70	7.20	8.00
IN16-*	1"	-	2.25	2.40	2.60	2.90	3.15	3.40	3.60	3.80	4.10	7.00	7.50	8.25	8.95	9.50	9.90
IN20-*	1-1/4	-	2.85	3.05	3.30	3.60	4.00	4.25	4.60	4.85	5.15	8.80	9.60	10.25	11.10	11.60	12.55
IN24-*	1-1/2	-	3.35	3.60	3.95	4.40	4.80	5.20	5.55	5.90	6.20	9.55	10.60	11.45	12.20	12.80	13.60
IN32-*	2	-	-	4.50	5.00	5.70	6.10	6.60	7.05	7.55	8.10	12.50	13.40	14.45	15.40	16.50	17.70
IN40-*	2-1/2	-	-	-	16.10	18.05	18.55	19.70	21.30	22.80	24.00	25.15	26.75	28.00	30.50	33.00	35.60
IN48-*	3	-	-	-	18.90	21.15	21.75	23.10	24.65	26.20	27.75	30.10	32.00	35.25	38.65	41.85	45.20
IN64-*	4	-	-	-	-	29.85	30.55	33.00	35.75	38.65	41.45	46.55	51.90	56.90	62.20	67.30	72.50

* TO COMPLETE PART NO.-ENTER NIPPLE LENGTH (I.E. IN02-1-1/2)

STANDARD GALVANIZED STEEL NIPPLES



PART NO.	LENGTH	1-1/2	2	2-1/2	3	3-1/2	4	4-1/2	5	5-1/2	6	7	8	9	10	11	12
	SIZE (ins.)																
GN02-*	1/8	2.05	2.40	2.75	2.90	3.20	3.30	3.50	3.60	3.65	4.00	4.40	4.70	4.85	5.25	5.60	5.90
GN04-*	1/4	1.85	1.95	2.25	2.40	2.55	2.80	3.20	3.45	3.70	3.85	4.10	4.40	4.70	5.00	5.35	5.70
GN06-*	3/8	1.90	2.00	2.30	2.40	2.65	2.90	3.35	3.75	3.45	4.10	4.30	4.60	4.95	5.30	5.65	6.00
GN08-*	1/2	1.20	1.30	1.45	1.60	1.70	1.90	2.00	2.15	2.30	2.50	4.40	5.10	5.30	5.50	6.00	6.30
GN12-*	3/4	1.45	1.50	1.60	1.85	2.05	2.25	2.40	2.65	2.75	3.10	5.70	6.35	6.65	6.70	7.20	8.00
GN16-*	1"	-	2.25	2.40	2.60	2.90	3.15	3.40	3.60	3.75	4.10	7.00	7.50	8.25	9.00	9.50	9.90
GN20-*	1-1/4	-	2.85	3.05	3.30	3.65	4.00	4.25	4.60	4.85	5.15	8.80	9.60	10.25	11.10	11.60	12.55
GN24-*	1-1/2	-	3.35	3.60	3.95	4.40	4.80	5.20	5.55	5.90	6.20	9.55	10.60	11.45	12.20	12.75	13.60
GN32-*	2	-	-	4.50	5.00	5.70	6.10	6.60	7.05	7.40	8.10	12.50	13.40	14.45	15.40	16.45	17.70
GN40-*	2-1/2	-	-	-	18.90	21.15	21.75	23.10	24.65	26.20	27.75	30.10	32.00	35.25	30.50	33.00	35.60
GN48-*	3	-	-	-	18.90	21.15	21.75	23.10	24.65	26.20	27.75	30.10	32.00	35.25	38.65	41.85	45.20
GN64-*	4	-	-	-	-	29.85	30.55	33.00	35.75	38.65	41.45	46.55	51.90	56.90	60.55	67.30	72.50

* TO COMPLETE PART NO.-ENTER NIPPLE LENGTH (I.E. GN02-1-1/2)



STEEL PIPE FITTINGS N.P.T. "CLASS 150" MALLEABLE IRON

CLOSE NIPPLE

MALE N.P.T.



90° ELBOW

FEMALE x FEMALE

BLACK		GALVANIZED		N.P.T SIZE	BLACK		GALVANIZED	
PART NO.	LIST EA.	PART NO.	LIST EA.		PART NO.	LIST EA.	PART NO.	LIST EA.
I112-2	1.70	G112-2	1.95	1/8"	I100-2	1.15	G100-2	2.10
I112-4	1.55	G112-4	1.70	1/4"	I100-4	1.90	G100-4	2.90
I112-6	1.70	G112-6	1.75	3/8"	I100-6	1.90	G100-6	2.90
I112-8	0.90	G112-8	1.15	1/2"	I100-8	1.35	G100-8	1.50
I112-12	1.15	G112-12	1.35	3/4"	I100-12	1.80	G100-12	2.05
I112-16	1.60	G112-16	2.00	1"	I100-16	2.95	G100-16	3.45
I112-20	2.05	G112-20	2.60	1 1/4"	I100-20	4.70	G100-20	5.65
I112-24	2.45	G112-24	3.20	1 1/2"	I100-24	6.20	G100-24	7.30
I112-32	3.20	G112-32	4.10	2"	I100-32	9.15	G100-32	10.35
I112-40	11.85	G112-40	15.60	2 1/2"	I100-40	21.40	G100-40	27.35
I112-48	13.50	G112-48	18.40	3"	I100-48	32.65	G100-48	38.70

45° ELBOW



STREET ELBOW 45°

BLACK		GALVANIZED		N.P.T SIZE	BLACK		GALVANIZED	
PART NO.	LIST EA.	PART NO.	LIST EA.		PART NO.	LIST EA.	PART NO.	LIST EA.
I105-2	2.10	G105-2	2.10	1/8"	I106-2	3.20	G106-2	3.20
I105-4	2.10	G105-4	2.10	1/4"	I106-4	3.20	G106-4	3.20
I105-6	2.10	G105-6	2.10	3/8"	I106-6	3.20	G106-6	3.20
I105-8	1.65	G105-8	2.05	1/2"	I106-8	2.85	G106-8	3.15
I105-12	2.50	G105-12	2.90	3/4"	I106-12	4.35	G106-12	4.80
I105-16	3.35	G105-16	3.65	1"	I106-16	5.00	G106-16	5.60
I105-20	5.85	G105-20	6.20	1 1/4"	I106-20	8.00	G106-20	8.50
I105-24	6.55	G105-24	7.50	1 1/2"	I106-24	9.95	G106-24	10.35
I105-32	9.65	G105-32	10.65	2"	I106-32	16.75	G106-32	18.45
I105-40	25.95	G105-40	26.90	2 1/2"	I106-40	40.00	G106-40	40.90
I105-48	36.10	G105-48	45.65	3"	I106-48	62.05	G106-48	67.40

FEMALE TEES

FEMALE N.P.T.



STREET ELBOW 90°

MALE x FEMALE

BLACK		GALVANIZED		N.P.T SIZE	BLACK		GALVANIZED	
PART NO.	LIST EA.	PART NO.	LIST EA.		PART NO.	LIST EA.	PART NO.	LIST EA.
I101-2	2.30	G101-2	2.45	1/8"	I116-2	2.30	G116-2	2.45
I101-4	2.30	G101-4	2.45	1/4"	I116-4	2.30	G116-4	2.45
I101-6	2.30	G101-6	2.45	3/8"	I116-6	2.30	G116-6	2.45
I101-8	1.75	G101-8	1.95	1/2"	I116-8	1.55	G116-8	1.85
I101-12	2.55	G101-12	2.80	3/4"	I116-12	2.45	G116-12	2.65
I101-16	4.45	G101-16	4.95	1"	I116-16	4.20	G116-16	4.45
I101-20	6.90	G101-20	7.85	1 1/4"	I116-20	6.10	G116-20	7.99
I101-24	8.90	G101-24	10.20	1 1/2"	I116-24	7.45	G116-24	8.90
I101-32	13.10	G101-32	14.50	2"	I116-32	11.35	G116-32	12.95
I101-40	28.15	G101-40	41.65	2 1/2"	I116-40	25.10	G116-40	31.70
I101-48	36.30	G101-48	46.60	3"	I116-48	39.10	G116-48	67.40

STEEL PIPE FITTINGS GN.P.T. "CLASS 150" MALLEABLE IRON

STRAIGHT COUPLINGS
FEMALE X FEMALE



FEMALE CROSSES
FEMALE N.P.T.

BLACK		GALVANIZED		N.P.T SIZE	BLACK		GALVANIZED	
PART NO.	LIST EA.	PART NO.	LIST EA.		PART NO.	LIST EA.	PART NO.	LIST EA.
I103-2	1.40	G103-2	1.65	1/8"	I102-2	5.10	G102-2	5.90
I103-4	1.40	G103-4	1.65	1/4"	I102-4	5.10	G102-4	5.90
I103-6	1.40	G103-6	1.65	3/8"	I102-6	5.10	G102-6	5.90
I103-8	1.40	G103-8	1.50	1/2"	I102-8	5.65	G102-8	7.15
I103-12	1.85	G103-12	1.90	3/4"	I102-12	6.70	G102-12	8.30
I103-16	3.05	G103-16	3.15	1"	I102-16	8.70	G102-16	10.45
I103-20	4.05	G103-20	4.45	1 1/4"	I102-20	12.65	G102-20	14.50
I103-24	5.20	G103-24	5.30	1 1/2"	I102-24	16.10	G102-24	18.05
I103-32	7.45	G103-32	8.60	2"	I102-32	23.80	G102-32	27.80
I103-40	15.25	G103-40	19.70	2 1/2"	I102-40	44.35	G102-40	47.40
I103-48	21.65	G103-48	26.00	3"	I102-48	62.50	G102-48	67.60

FEMALE CAPS
FEMALE N.P.T.



MALE PLUGS
MALE N.P.T.

BLACK		GALVANIZED		N.P.T SIZE	BLACK		GALVANIZED	
PART NO.	LIST EA.	PART NO.	LIST EA.		PART NO.	LIST EA.	PART NO.	LIST EA.
I108-2	1.40	G108-2	1.45	1/8"	I109-2	.85	G109-2	1.20
I108-4	1.40	G108-4	1.45	1/4"	I109-4	.85	G109-4	1.20
I108-6	1.40	G108-6	1.45	3/8"	I109-6	.85	G109-6	1.20
I108-8	1.30	G108-8	1.40	1/2"	I109-8	.90	G109-8	1.20
I108-12	1.65	G108-12	1.90	3/4"	I109-12	1.55	G109-12	1.55
I108-16	2.10	G108-16	2.55	1"	I109-16	1.95	G109-16	1.90
I108-20	3.05	G108-20	3.50	1 1/4"	I109-20	2.15	G109-20	2.85
I108-24	3.90	G108-24	4.55	1 1/2"	I109-24	2.65	G109-24	3.65
I108-32	5.30	G108-32	6.55	2"	I109-32	4.15	G109-32	4.95
I108-40	12.15	G108-40	15.55	2 1/2"	I109-40	8.20	G109-40	10.40
I108-48	17.20	G108-48	22.25	3"	I109-48	10.75	G109-48	14.30

PIPE - 21 FT. Lengths -SCH 40
(SCH - 80 Pipe Available on Request)



GROUND JOINT UNION
FEMALE N.P.T.

BLACK-SCH 40 (PLAIN ENDS)		GALVANIZED-SCH 40 (THREADED ENDS)		N.P.T SIZE	BLACK		GALVANIZED	
PART NO.	LIST EA.	PART NO.	LIST EA.		PART NO.	LIST EA.	PART NO.	LIST EA.
IP-2	P.O.A.	GP-2	P.O.A.	1/8"	I104-2	7.00	G104-2	7.15
IP-4	P.O.A.	GP-4	P.O.A.	1/4"	I104-4	7.00	G104-4	7.15
IP-6	P.O.A.	GP-6	P.O.A.	3/8"	I104-6	7.00	G104-6	7.15
IP-8	P.O.A.	GP-8	P.O.A.	1/2"	I104-8	6.55	G104-8	6.95
IP-12	P.O.A.	GP-12	P.O.A.	3/4"	I104-12	7.50	G104-12	8.60
IP-16	P.O.A.	GP-16	P.O.A.	1"	I104-16	9.95	G104-16	11.35
IP-20	P.O.A.	GP-20	P.O.A.	1 1/4"	I104-20	14.05	G104-20	16.15
IP-24	P.O.A.	GP-24	P.O.A.	1 1/2"	I104-24	17.65	G104-24	20.80
IP-32	P.O.A.	GP-32	P.O.A.	2"	I104-32	24.55	G104-32	26.40
IP-40	P.O.A.	GP-40	P.O.A.	2 1/2"	I104-40	48.45	G104-40	58.95
IP-48	P.O.A.	GP-48	P.O.A.	3"	I104-48	77.15	G104-48	95.85



STEEL PIPE FITTINGS N.P.T. "CLASS 150" MALLEABLE IRON

REDUCING BUSHING

MALE X FEMALE



REDUCING COUPLING

FEMALE X FEMALE



BLACK		GALVANIZED		N.P.T. SIZE	BLACK		GALVANIZED	
PART NO.	LIST EA.	PART NO.	LIST EA.		PART NO.	LIST EA.	PART NO.	LIST EA.
I110-4A	1.40	G110-4A	1.55	1/4 X 1/8	I119-4A	1.85	G119-4A	1.85
I110-6A	1.40	G110-6A	1.55	3/8 X 1/8	I119-6A	1.85	G119-6A	1.85
I110-6B	1.40	G110-6B	1.55	3/8 X 1/4	I119-6B	1.85	G119-6B	1.85
I110-8A	1.50	G110-8A	1.70	1/2 X 1/8	I119-8A	1.85	G119-8A	1.90
I110-8B	1.50	G110-8B	1.70	1/2 X 1/4	I119-8B	1.85	G119-8B	1.90
I110-8C	1.50	G110-8C	1.70	1/2 X 3/8	I119-8C	1.85	G119-8C	1.90
I110-12A	1.80	G110-12A	1.85	3/4 X 1/4	I119-12A	2.15	G119-12A	2.60
I110-12B	1.80	G110-12B	1.85	3/4 X 1/4	I119-12B	2.15	G119-12B	2.60
I110-12C	1.80	G110-12C	1.85	3/4 X 3/8	I119-12C	2.15	G119-12C	2.60
I110-12D	1.80	G110-12D	1.85	3/4 X 1/2	I119-12D	2.15	G119-12D	2.60
I110-16B	2.20	G110-16B	2.60	1 X 1/4	I119-16B	3.30	G119-16B	3.45
I110-16C	2.20	G110-16C	2.60	1 X 3/8	I119-16C	3.30	G119-16C	3.45
I110-16D	2.20	G110-16D	2.60	1 X 1/2	I119-16D	3.30	G119-16D	3.45
I110-16E	2.20	G110-16E	2.60	1 X 3/4	I119-16E	3.30	G119-16E	3.45
I110-20C	3.20	G110-20C	3.90	1-1/4 X 3/8	I119-20C	4.30	G119-20C	4.80
I110-20D	3.20	G110-20D	3.90	1-1/4 X 1/2	I119-20D	4.30	G119-20D	4.80
I110-20E	3.20	G110-20E	3.90	1-1/4 X 3/4	I119-20E	4.30	G119-20E	4.80
I110-20F	3.20	G110-20F	3.90	1-1/4 X 1	I119-20F	4.30	G119-20F	4.80
I110-24D	3.90	G110-24D	4.80	1-1/2 X 1/2	I119-24D	5.30	G119-24D	5.90
I110-24E	3.90	G110-24E	4.80	1-1/2 X 3/4	I119-24E	5.30	G119-24E	5.90
I110-24F	3.90	G110-24F	4.80	1-1/2 X 1	I119-24F	5.30	G119-24F	5.90
I110-24G	3.90	G110-24G	4.80	1-1/2 X 1-1/4	I119-24G	5.30	G119-24G	5.90
I110-32D	5.10	G110-32D	5.95	2 X 1/2	I119-32D	7.60	G119-32D	8.65
I110-32E	5.10	G110-32E	5.95	2 X 3/4	I119-32E	7.60	G119-32E	8.65
I110-32F	5.10	G110-32F	5.95	2 X 1	I119-32F	7.60	G119-32F	8.65
I110-32G	5.10	G110-32G	5.95	2 X 1-1/4	I119-32G	7.60	G119-32G	8.65
I110-32H	5.10	G110-32H	5.95	2 X 1-1/2	I119-32H	7.60	G119-32H	8.65
I110-40H	8.60	G110-40H	10.20	2-1/2 X 1-1/2	I119-40H	16.75	G119-40H	20.75
I110-40I	8.60	G110-40I	10.20	2-1/2 X 2	I119-40I	16.75	G119-40I	20.75
I110-48I	12.55	G110-48I	14.30	3 X 2	I119-48I	22.80	G119-48I	27.25
I110-48J	12.55	G110-48J	14.30	3 X 2-1/2	I119-48J	22.80	G119-48J	27.25
I110-64K	23.75	G110-64K	28.15	4 X 3	I119-64K	47.45	G119-64K	61.05



TEFLON TAPE

Temperature Range: -400°F to 500°F



(White)

Part No.	Description	List Price
Tef-Tape	1/2" X 520 White	1.50

Temperature Range: -400°F to 500°F



HEAVY DUTY (PINK)
Thickness: 4 mil

Part No.	Description	List Price
Tef-Pink	1/2" X 540 Pink	9.50

PIPE THREAD SEALANT

Not for use on oxygen systems.
We recommend Master Orange T-Tape



Masters Metallic Compound is a heavy duty pipe thread sealant of proven quality for use on both metal and plastic threaded connections. This all-weather product; Lubricates during assembly - Never sets up hard - Can be easily disassembled even after years of service.



Listed by Underwriters
Laboratories of
Canada
an the U.S.

Catalogue Number	Container	Net Contents	List Price
CP250BT	250 ML. (APROX/ 1/2 PT.) Brush-Top	850 g.	36.85

Not for use on oxygen systems.
We recommend Master Orange T-Tape




Masters Pro-Dope with Teflon is a non-toxic, non-corrosive, non hardening white paste. Masters Pro-Dope effectively seals both metal and plastic threaded connections. It will not dry out, stain, harden or separate. Lubricates during assembly and can be easily disassembled even after years of service. Masters Pro-Dope effectively seals most liquids and gasses against leakage to 10,000 p.s.i. and from - 200° F to +400° F (-129° C to +315° C)



Listed by Underwriters
Laboratories of
Canada
an the U.S.

Catalogue Number	Container	Net Contents	List Price
PD250BT	250 ML. (APROX/ 1/2 PT.) Brush-Top	340 g.	29.25

HYDRAULIC OIL



* 20 Litre Pail

Part No.	Description	List Price
*AW-32	S.A.E. Grade - 10W	98.75
*AW-46	S.A.E. Grade - 15W	98.75
*AW-68	S.A.E. Grade - 20W-20	98.75

ABSORBENT OIL & GREASE

SAFETY ABSORBENT
(50 LBS BAGS)



PART NUMBER**CSA-50**
LIST PRICE PER BAG ...\$21.50

BRONZE DRUM PLUG WRENCH

Sparkproof, natural finish. Safe around flammables. Offset handle design reduces user stress and minimizes knuckle injury.



Part#	Price
DPW	95.00

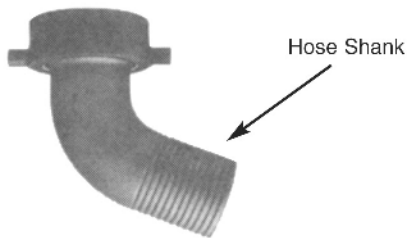
DRUM GATE VALVES

Manually operated gate valve. Ideal for drawing non-flammable liquids from drums and tanks. Irons.




NPT Size	Part#	Price
3/4"	D71	85.00
2"	D75	115.00

RAILROAD TANK CAR CONNECTIONS



Style S

Swivel Nut*	Shank	Malleable Iron		Aluminum	
		Part#	List Price	Part#	List Price
5"	3"	TCS30	375.00	ATCS30	425.00
5"	4"	TCS40	440.00	ATCS40	530.00



Style T

Swivel Nut*	Shank	Malleable Iron		Aluminum	
		Part#	List Price	Part#	List Price
5"	3"	TCT30	380.00	ATCT30	435.00
5"	4"	TCT40	480.00	ATCT40	530.00

* All Swivel Nuts have standard Railroad tank car thread.

Tank Car Connections are also available in 316 Stainless Steel and Brass. *Consult Factory for pricing and availability.*

Spanner Wrench - Part # G10, Price \$ 117.00

GREASE GUNS - LEVER TYPE



Model L1100

Deluxe Heavy Duty Lever Action Grease with Rigid Extension

- Heavy duty cast iron head
- Heavy duty rod, spring and follower
- Rapid spin barrel threads for last reloading
- 4-jaw coupler with ball check
- Positive grip follower handle
- Filler nipple for 3-way loading
- Rugged baked enamel finish
- Ergonomic handle grip

List Price

54.00



Model L1150

Heavy Duty Pistol Grip Grease Gun

- Heavy duty cast iron head
- Heavy duty rod, spring and follower
- Rapid spin barrel threads for last reloading
- 4-jaw coupler with ball check
- Bulk loading port provided
- Straight rigid extension
- Rugged baked enamel finish
- Filler nipple for 3-way loading

List Price

71.00

MANUAL BARREL PUMPS



Model L3000

Model L3000

Lever Action Barrel Pump

- Die cast head with steel piston and brass segments
- Fits 15-15 gallon drums
- Telesopic interests
- Telescopic suction tube
- Dispenses petroleum- based fluids

List Price

81.00



Model L3300

Model L3300

Rotary Barrel Pump

- Heavy duty cast iron body
- Dispenses petroleum fuel oils, kerosene or diesel fuel
- Steel suction pipe
- Fits 15-55 gallon drums with 2" bung opening
- Includes inlet tube strainer/filter

List Price

147.00

TRANSFER PUMPS

ROTARY HAND PUMP



- Will handle medium viscosity liquids
- For use with gasoline, diesel, oils up to SAE 40 and antifreeze
- Delivers up to 10 gallons per 100 strokes
- Cast aluminum body, built-in strainer and check valve
- 1" inlet, 3/4" outlet
- 8' hose with nozzle

Part No.	Price
112	P.O.A.

PISTON HAND PUMP



- Compact, high flow dual-action design
- Delivers up to 20 gallons per 100 strokes
- Reversible pump flow
- For use with gasoline, diesel, and oil
- Cast aluminum body, stainless steel inner lining, zinc plated, built-in strainer and check valve, steel faceplate
- Self priming
- 1" inlet, 3/4" outlet
- 8' hose with nozzle

Part No.	Price
F152	P.O.A.

DC PUMP

(Battery Powered)



- 12 Volts explosion-proof 1/4 HP motor using 18-20 amps
- Delivers up to 12 gallons per minute
- For use with gasoline, diesel, kerosene and oil up to SAE 10W at 72° F
- 12 ft. power cord with static ground wire
- Built-in strainer and check valve
- For installation on barrel or tank with 2 NPT opening

Part No.	Price
1210	P.O.A.

All pumps have telescoping suction pipe which extends 22" to 40".



150 LB. FORGED STEEL THREADED FLANGES



NPT Threaded

GASKETS

Standard drop-ring type all 1/16" thick

SIZE	CARBON STEEL		STAINLESS STEEL		SIZE	NEOPRENE		KLINGER	
	PART NO.	LIST PRICE \$/EA.	PART NO.	LIST PRICE \$/EA.		PART NO.	LIST PRICE \$/EA.	PART NO.	LIST PRICE \$/EA.
1"	T-100	59.00	-	-	1"	NG10	2.40	AG10	4.20
1 1/4"	T-125	59.50	-	-	1 1/4"	NG15	2.90	AG15	4.60
1 1/2"	T-150	60.00	TR150	159.50	1 1/2"	NG20	3.05	AG20	4.75
2"	T-200	71.80	TR200	199.95	2"	NG25	3.20	AG25	4.95
2 1/2"	T-250	72.00	-	-	2 1/2"	NG30	4.15	AG30	6.05
3"	T-300	84.95	TR300	368.00	3"	NG35	4.20	AG35	8.00
4"	T-400	98.50	TR400	479.50	4"	NG40	4.70	AG40	9.45
5"	T-500	P.O.A.	-	-	5"	NG50	P.O.A.	-	-
6"	T-600	176.00	TR600	799.00	6"	NG60	5.95	AG60	14.85
8"	T-800	328.00	-	-	8"	NG80	9.80	AG80	20.35
10"	T-1000	598.00	-	-					
12"	T-1200	785.00	-	-					

Flange bolt hole layout: 1 1/2"-3" have 4 holes; 4" -8" have 8 holes; 10" and 12" have 12 holes

DIMENSIONS OF 150-LB. STEEL FLANGES ASA

NOMAL PIPE SIZE (INCHES)	DIAMETER OF BOLT CIRCLE (INCHES)	NUMBER OF BOLTS	DIAMETER OF BOLTS (INCHES)	DIAMETER OF BOLT HOLES (INCHES)	FLANGE O.D. (INCHES)	WEIGHT (LBS)
1	3-1/8	4	1/2	5/8	4-1/2	2
1-1/2	3-7/8	4	1/2	5/8	5	3
2	4-3/4	4	5/8	3/4	6	5
2-1/2	5-1/2	4	5/8	3/4	7	8
3	6	4	5/8	3/4	7-1/2	10
3-1/2	7	8	5/8	3/4	8-1/2	12
4	7-1/2	8	5/8	3/4	9	13
5	8-1/2	8	3/4	7/8	10	15
6	9-1/2	8	3/4	7/8	11	19-1/2
8	11-3/4	8	3/4	7/8	13-1/2	30
10	14-1/4	12	7/8	1	16	41
12	17	12	7/8	1	19	65
14	18-3/4	12	1	1-1/8	12	85
16	21-1/4	16	1	1-1/8	23-1/2	93
18	22-3/4	16	1-1/8	1-1/4	25	120
20	25	20	1-1/8	1-1/4	27-1/2	155
24	29-1/2	20	1-1/4	1-3/8	32	210

Note: 125 lb. flange dimensions are same as dimensions of 150 lb. flanges except thickness and weight.

NOZZLE--MANUALLY OPERATED



SIZE	PART NO.	DESCRIPTION	LIST PRICE
3/4"	RF400-75P	MANUAL UTILITY NOZZLE	52.00
1"	RF400-10P	MANUAL UTILITY NOZZLE	53.00

SERVICE STATION GAS PUMP NOZZLES



SIZE	PART NO.	DESCRIPTION	LIST PRICE
3/4"	11AP	(NO-LEAD) AUTOMATIC NOZZLE	122.00
1"	1AP	(NO LEAD) AUTOMATIC NOZZLE	168.00
1"	7H	TRUCK STOP NOZZLE (LARGE SPOUT)	318.00

REFUELING NOZZLES - AUTOMATIC SHUT-OFF



- For card lock and truck refueling stations
- Venturi type automatic shut-off
- High pressure design for up to 80 gpm flow requires minimum 7.5 gpm for auto shut-off.
- Detachable trigger ratchet
- Aluminum construction with bronze trigger

PART NO.	DESCRIPTION	LIST PRICE
1144D	1 1/4" INLET X 1 1/2" SPOUT	940.00
1124D	1 1/2" INLET X 1 1/2" SPOUT	940.00



**HEAVY DUTY
STRAIGHT SWIVEL
(ALUMINUM)**

PETROLEUM STRAIGHT SWIVELS

PART NO.	DESCRIPTION	LIST PRICE
SWMF125	1 1/4" MALE NPT X 1 1/4" FEMALE NPT STRAIGHT SWIVEL	325.00
SWMF150	1 1/2" MALE NPT X 1 1/2" FEMALE NPT STRAIGHT SWIVEL	325.00

GAS PUMP HOSE—FITTINGS



SIZE	MALE SOLID (One Time)		MALE REUSABLE		MALE REUSABLE SWIVEL	
	PART NUMBER	LIST PRICE	PART NUMBER	LIST PRICE	PART NUMBER	LIST PRICE
3/4"	GPM-75	13.00	GPM-75R	23.00	GPM-75RS	24.00
1"	GPM-100	24.00	GPM-100R	46.00	GPM-100RS	64.00

SCOVILL—BRASS FUEL-OIL COUPLINGS



SIZE	MALE SCOVILL		FEMALE SCOVILL		FERRULE-SCOVILL	
	PART NUMBER	LIST PRICE	PART NUMBER	LIST PRICE	PART NUMBER	LIST PRICE
1-1/4"	SBM-020	50.00	SBF-020	65.00	FFF-020	18.00
1-3/8"	SBM-022	55.00	SBF-022	108.00	FFF-022	20.00
1-1/2"	SBM-024	64.00	SBF-024	96.00	FFF-024	24.00
2"	SBM-032	98.95	SBF-032	120.00	FFF-032	28.00

HAND CLEANERS & DEGREASER

"Environment Friendly"



Kool Green



Hand cleaner with grit - (Heavy Duty)

PART NUMBER	SIZE	DESC.	UNIT/ CASE	NET PRICE \$/EA.
KG4P	3.78 Litre	Pump Jug	4	Net 15.95
KG20L	20 Litre	Pail	1	Net 63.00

Blackout



Hand cleaner with grit - (Extra Heavy Duty)

PART NUMBER	SIZE	DESC.	UNIT/ CASE	NET PRICE \$/EA.
BOG4C	3.78 Litre	Can	4	Net 17.95
BOG4T	3.78 Litre	Tub	4	Net 17.50
BOG20L	20 Litre	Pail	1	Net 69.50

Citrus Power



Degreaser

PART NUMBER	SIZE	DESC.	UNIT/ CASE	NET PRICE \$/EA.
CP4L	4 Litre	Jug	4	Net 12.95
CP20L	20 Litre	Pail	1	Net 65.00
CP205L	205 Litre	Drum	1	Net 595.00

GAUGES—AIR PRESSURE AND HYDRAULIC

STANDARD PRESSURE GAUGES (With Steel Cases)

1.5% ACCURACY • BLACK STEEL CASE • COPPER ALLOY COILED SAFETY BOURDON TUBE (800 p.s.i.)
ACRYLIC

CRYSTAL • BLACK ALUMINUM POINTER • BRASS MOVEMENT WITH HIGH FINISH BEARING SURFACES
• AMBIENT TEMPERATURE RANGE OF -10°F. TO +140°F • 2" & 2 1/2" GAUGES HAVE P.S.I./kPa READINGS.

¹CBM = Centre Black Mount
²LM = Lower Mount



**STANDARD
PRESSURE GAUGE**

Pressure Range P.S.I.	Face Size: Mounts:	1 1/2" FRL* Back Mt. 1/8" CBM ¹	2" Bottom Mt. 1/4" LM ²	2 Back Mt. 1/4" CBM ¹	2 1/2 Bottom Mt. 1/4" LM ²
15	Part No. List each		GL-100 12.80	GC-200 13.60	GL-300 14.40
30	Part No. List each	GC-605 9.60	GL-115 13.00	GC-215 14.00	GL-320 16.80
60	Part No. List each	GC-610 9.80	GL-120 13.20	GC-220 14.00	GL-325 14.40
100	Part No. List each	GC-615 10.00	GL-125 13.40	GC-225 14.00	GL-330 14.40
160	Part No. List each	GC-620 10.20	GL-130 13.40	GC-230 14.20	GL-335 14.40
200	Part No. List each	GC-625 10.40	GL-135 13.40	GC-235 14.40	GL-340 14.40
300	Part No. List each		GL-140 13.60		GL-345 14.40
600	Part No. List each				GL-350 16.00
1000	Part No. List each				GL-355 16.00
1500	Part No. List each				GL-360 16.80
2000	Part No. List each				GL-365 17.60
3000	Part No. List each				GL-370 18.40
5000	Part No. List each				GL-375 18.40

2 1/2" FACE 1.5% ACCURACY • COPPER ALLOY BOURDON TUBE • ACRYLIC CRYSTAL • WHITE ALUMINUM DIAL WITH BLACK NUMBERS AND BLACK ALUMINUM POINTER • BRASS MOVEMENT 1/4" N.P.T. BRASS CONNECTION • GLYCERIN LIQUID FILL -30°F TO 140°F TEMPERATURE RANGE






**LIQUID-FILLED PRESSURE GAUGE
WITH STAINLESS STEEL CASE**

Pressure Range P.S.I.	Part Number:	List Price Each: \$
0-15	GLS-400	30.00
0-30	GLS-405	30.00
0-60	GLS-410	30.00
0-100	GLS-415	35.00
0-160	GLS-418	35.00
0-200	GLS-420	35.00
0-300	GLS-425	35.00
0-600	GLS-430	35.00
0-1000	GLS-435	38.00
0-1500	GLS-440	38.00
0-2000	GLS-445	38.00
0-3000	GLS-450	38.00
0-5000	GLS-455	39.00
0-10000	GLS-500	40.00






FILTERS-REGULATORS-LUBRICATORS




MINIATURE FRL LINE

 FILTERS FILTER - 150 P.S.I. (AUTOMATIC DRAIN)				 REGULATORS REGULATORS -125 P.S.I. (ADJUSTABLE PRESSURE GAUGE INCLUDED)			 LUBRICATORS LUBRICATORS -150 P.S.I.		
RATED AIRFLOW	PIPE SIZE	MODEL NO.	LIST PRICE \$EA	PIPE SIZE	MODEL NO.	LIST PRICE \$EA	PIPE SIZE	MODEL NO.	LIST PRICE \$EA
20 CFM	1/8"	53-1211	65.85	1/8"	53-3210	45.00	1/8"	53-5210	58.95
20 CFM	1/4"	53-1221	65.85	1/4"	53-3220	45.00	1/4"	53-5220	58.95

INTERMEDIATE LINE

 FILTER -150P.S.I. (MANUAL DRAIN)				 REGULATOR -125P.S.I. (ADJUSTABLE PRESSURE GAUGE INCLUDED)			 LUBRICATOR -150 P.S.I.		
RATED AIRFLOW	PIPE SIZE	MODEL NO.	LIST PRICE \$EA	PIPE SIZE	MODEL NO.	LIST PRICE \$EA	PIPE SIZE	MODEL NO.	LIST PRICE \$EA
50CFM	1/4"	53-1340	75.95	1/4"	53-3340	69.00	1/4"	53-5340	89.25
140CFM	3/8"	53-1460	98.80	3/8"	53-3460	88.00	3/8"	53-5460	100.80
140CFM	1/2"	53-1470	98.80	1/2"	53-3470	88.00	1/2"	53-5470	100.80

HIGH PRODUCTION AND HEAVY DUTY APPLICATIONS

 FILTER -150P.S.I. (AUTO INTERNAL DRAIN)				 REGULATOR -125P.S.I. (ADJUSTABLE PRESSURE GAUGE INCLUDED))			 LUBRICATOR -150 P.S.I.		
RATED AIRFLOW	PIPE SIZE	MODEL NO.	LIST PRICE \$EA	PIPE SIZE	MODEL NO.	LIST PRICE \$EA	PIPE SIZE	MODEL NO.	LIST PRICE \$EA
50CFM	1/4"	53-1341	121.65	1/4"	53-3340	69.00	1/4"	53-5340	89.25
140CFM	3/8"	53-1461	145.60	3/8"	53-3460	88.00	3/8"	53-5460	100.80
140CFM	1/2"	53-1471	145.60	1/2"	53-3470	88.00	1/2"	53-5470	100.80
140CFM	3/4"	53-1581	160.90	3/4"	53-3580	116.60	3/4"	53-5580	117.25
210CFM	3/4"	53-1681	185.15	1"	53-3690	132.55	1"	53-5690	150.20
210CFM	1"	53-1691	185.15						


LARGE FILTERS



**Filter-
150 psi Manual Drain.**

RATED AIR FLOW	PIPE SIZE	PART NO.	LIST PRICE \$EA.
280 SCFM	2"	55-1980	1105.00

COMBO FILTERS / REGULATORS



**Combo
Filter/Regulators
Gauge Included
Adjustable Pressure.**

RATED AIR FLOW	PIPE SIZE	PART NO.	LIST PRICE \$EA.
18 SCFM	1/4"	53-4220	97.00
60 SCFM	3/8"	53-4360	134.00
105SCFM	1/2"	53-4470	190.00

2 WAY SOLENOID VALVES

General Description

These valves provide long trouble-free life on general service applications. A broad selection of body materials and operating pressures is available.

Applications

These dependable 2 way valves are used in:

- Plumps
- spraying
- cooling
- air dryers
- pollution
- controls
- Laundry equipment
- irrigation
- compressors
- dishwashers
- Water Treatment

Special valves available for: • dry air -gas •continuous cycling • exceptionally long life • heavy-duty operation • clickless and quiet (no AC hum) operation. Refer to Long Life Construction.

Specifications Operation:

Two types available

- (a) Normally Closed--valves closed when de-energize, open when energized.
- (b) Normally Open--valves closed when energized, open when de-energized.


Valve Parts in Contact with Fluid:

Body---Brass , Stainless Steel (Series 300), Nylon or Bronze as listed.
Seals and Discs---Buna "M", Teflon* or Ethylene Propylene, as listed.
Disc Holder---Nylon, as listed
Core and Plugnut---430F s.s
Springs---302 s.s.
Shading Coil---Copper (brass and nylon body)
Silver (stainless steel body)

Solenoid Enclosures: Two types available:

- (a) **Type 1** --- General Purpose.
- (b) **Types 4 and 7 (c and d)** Combination Watertight and Explosion-proof. Also meets Types 3 and 9 (E, F and G). Refer to Engineering Section for definitions and details. Consult you local ASCO office for Types 3S and 4X

Electrical: Standard Voltages 24, 120, 240, 480 volts, AC, 60 Hz (or 110, 220 volts, AC, 50 Hz) 6, 12, 24, 120, 240 volts, DC
Other voltages available when required



ASCO

Coil: Continuous duty Molded Class A, B, F, and H, as listed.

Temperature:

Fluid: To 210° F, as listed.

Ambient: Nominal Range, 32° F to 77° F (104° F occasionally---refer to Engineering Section)

Dimensions: Refer to Dimensions Tables for envelope size and mounting.

Attitude: Valves may be mounted in any position except as noted in the Dimensions Table.

CONTROL VALVES



NEEDLE VALVES



FLOW CONTROL VALVES

NEEDLE VALVES

SIZE	PART NO.	PRICE \$EA.
1/4"	N-400-S	83.00
3/8"	N-600-S	108.00
1/2"	N-800-S	135.00
3/4"	N-1200-S	182.00
	(2000 P.S.I.)	

FLOW CONTROL VALVES

SIZE	PART NO.	PRICE \$EA.
1/4"	F-400-S	85.00
3/8"	F-600-S	106.00
1/2"	F-800-S	144.00
3/4"	F-1200-S	223.00
	(2000 P.S.I.)	

RETRACTABLE HOSE REELS THE NEXT GENERATION

Durable Construction - Made from high quality UV stabilized polypropylene.

Built-in Handle - Less assembly required, greater convenience.

Free Standing Base - Reel sets level on the ground for greater convenience & portability.

Latching Mode Switch - Choose either Free Run or Latching mode (Latch in 2' increments).

Five Position Locking Bracket - Rotate locking rod on bracket to lock reel at desired angle.

► **Broader line than before** - More hose length & hose I.D. options (Hose Lengths: 50' to 75'; Hose I.D. Range: 1/4", 3/8", 1/2" & 5/8")

► **Easy Hose Replacement** - A superior design allows hose replacement to be handled easily in the field.


LEVELWIND SERIES - Features a state-of-the-art layering system ensuring that the hose retracts **EVENLY!**

Included in the Hose Reel Package is
A WALL AND OVERHEAD BRACKET MOUNT

MODEL	DESCRIPTION	SUGGEST RETAIL PRICE
L8305	3/8" x 50' Air Hose Reel	448.00
L8435	1/2" x 50' Air / Water	490.00
L8447	5/8" x 50' Hot Water	535.00
L8463	1/4" x 50' Twin Line Welding Hose Reel	654.00

REELCRAFT® 5000 SERIES SPRING DRIVER HOSE REELS

METAL HOSE REEL



With Hose						
Hose I.D.	Hose Length	Service	PSI	Weight	Part No.	Price/E \$
1/4"	50"	Air/ Water	300	26	5450LP	P.O.A.
3/8"	35"	Air/ Water	300	25	5635LP	P.O.A.
3/8"	50"	Air/ Water	300	37	5650LP	P.O.A.

Without Hose					
Hose Capacity	Service	PSI	Weight	Part No.	Price/E \$
50' of 1/4" or 35' of 3/8"	Air/ Water	500	21	5600LP	P.O.A.
50' of 3/8"	Air/ Water	500	31	5605LP	P.O.A.

Maximum temperature **150°F**

- Reel inlet 3/8" NPTF
- All steel construction
- Full shaft and swivel
- Furnished standard with PVC hose

- Compressed air hose should not be converted to oxygen service. Compressed air hoses are often contaminated with an oil coating, which can react explosively when oxygen is introduced.

REELCRAFT® 7000 SERIES SPRING DRIVER HOSE REELS



With Hose						
Hose I.D.	Hose Length	Service	PSI	Weight	Part No.	Price/E \$
3/8"	70"	Air/ Water	300	50	7670LP	P.O.A.
1/2"	50"	Air/ Water	300	51	7850LP	P.O.A.

Without Hose					
Hose Capacity	Service	PSI	Weight	Part No.	Price/E \$
70' of 3/8", 50' of 1/2"	Air/ Water	500	43	7800LP	P.O.A.
50' of 3/8" or 50' of 1/2"	Oil	3000	44	7800MP	P.O.A.
50' of 1/4" or 50' of 3/8"	Grease	5000	46	7600HP	P.O.A.

- All steel construction
- "LP" Low Pressure reels:
Maximum Temperature **150°F**
Reel inlet 1/2" NPTF
PVC hose is standard

- "MP" Medium Pressure reels:
Maximum Temperature **210°F**
Reel inlet 1/2" NPTF
SAE 100 R1T 1wire braid hose standard
- "HP" Low Pressure reels:
Maximum Temperature **210°F**
Reel inlet 1/4" NPTF
SAE 100 R2T 2-wire braid hose standard

REELCRAFT® 80000 SERIES SPRING DRIVER HOSE REELS



With Hose						
Hose I.D.	Hose Length	Service	PSI	Weight	Part No.	Price/E \$
1/2"	75"	Air/ Water	300	90	82075LP	P.O.A.
1/2"	100"	Air/ Water	300	99	82100LP	P.O.A.
3/4"	50"	Air/ Water	250	89	83050LP	P.O.A.

Without Hose					
Hose Capacity	Service	PSI	Weight	Part No.	Price/E \$
50' of 3/4" or 100' of 1/2"	Air/ Water	500	74	83000LP	P.O.A.

- Maximum Temperature **150°F** with hose
- Maximum Temperature **210°F** without hose
- Finished standard with PVC hose
- Reel inlet 3/4" NPTF

- Five in one heat treated aluminum casting incorporates main shaft, ratchet, spring arbo and inlet/outlet plumbing in one piece casting High pressure cast steel.
- The most compact 3/4" x 50' hose reel of its capacity available.

STREAMLINE WASHDOWN EQUIPMENT

HOT WATER SPRAY NOZZLE



MODEL S-151
BRONZE CONSTRUCTION
LIST PRICE
\$265.00 EA

MODEL S-151-AL
ANODIZED ALUMINUM
LIST PRICE
\$273.95 EA

MODEL S-151-SS
ALL STAINLESS STEEL
LIST PRICE
\$595.00 EA

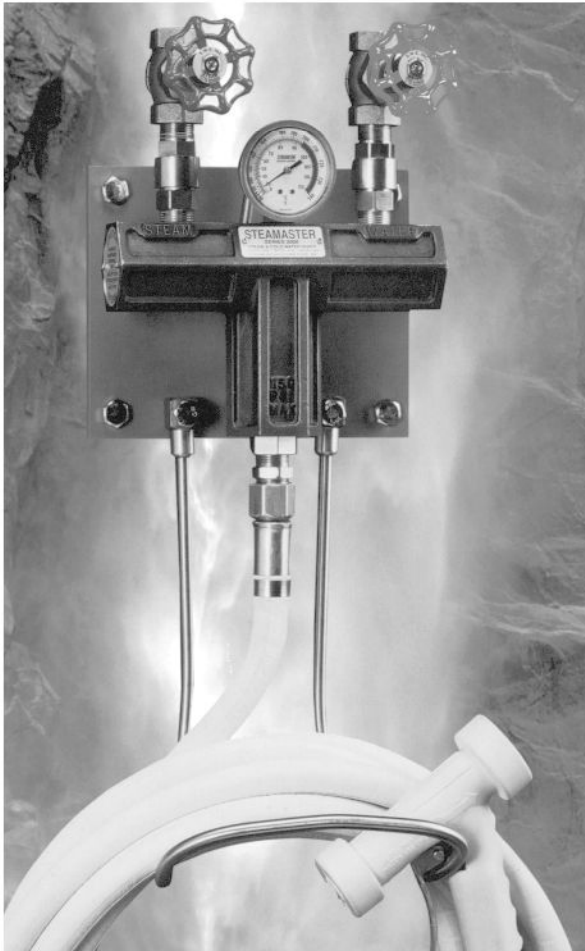
MODEL S-151-TRA
TEMPERATURE
INDICATING
LIST PRICE
P.O.A.

MODEL S-151HT
FOR ELEVATED
TEMPERATURES
LIST PRICE
P.O.A.

HOSE STATIONS

**STEAM & COLD
WATER MIXER
(FAIL-SAFE)
STEAMASTER 2000**

**HOT & COLD WATER
MIXERS/HOSE STATIONS
MIXMASTER 3000**



HOSE ASSEMBLIES AVAILABLE



SANDBLASTING FITTINGS AND NOZZLES

Hose I.D.	Hose O.D.	Coupling No.	Part No.	List Price
-----------	-----------	--------------	----------	------------

QUICK COUPLINGS GASKETS

		QCW -1	618001	0.84
--	--	--------	--------	------

NOZZLE HOLDER

1/2	1-1/8	NC-1/2"	607057	P.O.A.
3/4	1-1/2	NC-3/4"	607051	8.40
1	1-7/8	NC-1"	607052	9.30
1-1/4	2-5/32	NC-1-1/4"	607053	12.50
1-1/2	2-3/8	NC-1-1/2"	607054	18.60

QUICK COUPLING X TANK COUPLING

ALUM.-	TC-1-1/4"	607075	11.40
BRASS-		SBR-1	23.95

QUICK COUPLINGS

1/2	1-1/8	QC-1/2"	607012	28.00
3/4	1-1/2	QC-3/4"	607003	9.30
1	1-7/8	QC-1"	607005	9.95
1-1/4	2-5/32	QC-1-1/4"	607007	14.00
1-1/2	2-3/8	QC-1-1/2"	607009	23.20

CERAMIC SANDBLASTING NOZZLE

Air Req'd In CFM	Nozzle Orifice Size	Coupling No.	Part No.	List Price
19	1/8"	CN3-2	605031	15.00
41	3/16"	CN3-3	605033	15.00
74	1/4"	CN3-4	605034	15.00
126	5/16"	CN3-5	605035	15.00

SANDBLASTING NOZZLES - TUNGSTEN CARBIDE LINED

STANDARD LONG - VENTURI BORE TYPE

Air Req'd In CFM	Orifice Size	Nozzle Length	Coupling No.	Part No.	List Price
41	3/16"	4-1/8"	V-3	605203	P.O.A.
74	1/4"	5-1/2"	V-4	605204	P.O.A.
126	5/16"	6"	V-5	605205	P.O.A.
173	3/8"	6-3/4"	V-6	605206	P.O.A.
240	7/16"	8"	V-7	605207	P.O.A.
309	1/2"	9"	V-8	605208	P.O.A.

ECONOMY SHORT--STRAIGHT BORE TYPE

41	3/16"	3"	S3-3	605313	P.O.A.
74	1/4"	3"	S3-4	605314	P.O.A.
126	5/16"	3"	S3-5	605315	P.O.A.
173	3/8"	3"	S3-6	605316	P.O.A.

NOZZLE GASKET	NW-1	618016	P.O.A.
---------------	------	--------	--------


**THE CANADIAN NAME FOR A COMPLETE
LINE OF BLAST CLEANING EQUIPMENT**



- heavy duty portable blasters
- economy series
- parts and accessories



- reach in type cabinets with dust collectors
- high production units
- abrasives



- custom design automated system
- shot peening equipments
- blast room accessories
- wet blast cabinets



CANABLAST means abrasives. Since these cabinets require a light weight reclaimable media, the most common abrasives are glass beads and aluminum oxide. Contact us today and let us show you our competitive pricing and our wide inventory.

ABRASIVES		
PART NO.	DESCRIPTION	LIST PRICE
SS-1640	#32 SILICA SAND (100 lb. BAG)	35.00
BT-6	#6 GLASS BEAD (50 lb. BAG)	95.00
635107	#46 ALUM .OXIDE (50 lb. BAG)	120.00

Enjoy the benefits of HVLP with a SUPER System!

HVLP is the spray system that everyone is switching to. Instead of highly compressed air, it uses a high volume of low pressure air to atomize paint. The air is supplied by a high-output turbine that is maintenance-free. No compressor is needed and the quality of finish is identical to the best high pressure spray finishes. Because the air pressure is low, the FUJI HVLP gun produces a softer, easier to control spray. This lets you lay the paint on gently and not blast it on. Overspray is reduced by up to 80% for a cleaner, healthier workplace. Savings in paint can be as much as 50%

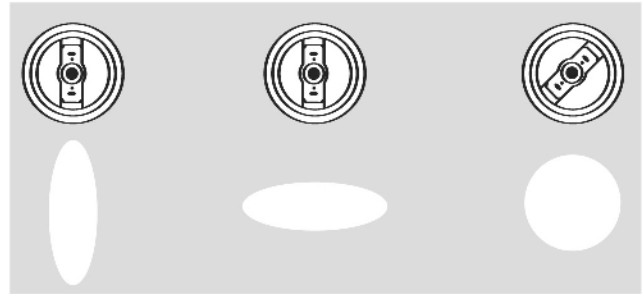
The FUJI SC-1 turbine spraygun features a self centering nozzle for a perfect spray patter everytime. Our aluminum nozzles are hard-



anodized to prevent wear. Needles and jets are stainless steel, The fluid adjusting screw and spraycap are made from Delrin, a lightweight, virtually indestructible nylon that is superior to aluminum. The gun and parts are machined on CNC lathes to aircraft tolerances.

NEEDLE No.	SIZE	METRIC	MATERIAL
No.2	.028	.7mm	Inks, stains, shading.
Mo.3 (Standard)	.040	1 mm	Lacquers, enamels, water-based coatings.
No.4	.055	1.4mm	As above with more coverage.
No.5	.079	2 mm	Splatter paints, latex.
No.6	.110	2.8	As above with more coverage.

With the FUJI SC-1 turbine spraygun it's easy to make spray pattern changes. Simply turn the floating nozzle and it clicks into position. By controlling the amount of paint and air, you can even use the FUJI gun like an airbrush for subtle shading or touch-up. Infact, one accessory is a 40z plastic top cup-ideal for spraying smaller volumes of paint. You vsn adjust the pattern size from 1/8" to 15" for all types of fine finishing.



The 'SUPER' model turbine is powered by a high performance, 3 stage, double ball-bearing, single speed, bypass motor that produces over 100cfm at 5 psi. This motor, made by Ametek-Lamb (Ohio) is the most powerful in its class. Three-stage means that 3 fans are used to develop air propulsion. The result is better atomization of paints-- especially high solids such as water-based coatings.

Here's what American Woodworker Magazine had to say about our SUPER model...

"The system includes an excellent three-stage turbine and features like a hose end airvalve...the gun atomizes beautifully and has a full range of features.

"Quality of atomization rated 9.8 out of 10."

The complete system is CSA approved. All electrical components are UL listed. The FUJI warranty covers parts and labor for a period of 2 years after purchase.

Some facts about FUJI Spray that you may not know...

- We are a 100% North American Company.
- Our only product is HVLP (since 1986).
- North American manufacturing content is over 96%
- We sell directly to the retailer eliminating middlemen and saving you dollars.

SPECIFICATIONS

Model	Super
Cup Capacity	SC-1
Cup Type	Quick Release Bayonet Mount
Hose	25ft by 3/4"
Motor Type	3-stage, bypass
Motor Model	116765
Motor Maker	Ametek-Lamb (Ohio)
Voltage	120V 15A (Household current)
Operating Amperage	11.5A (CSA rating)
Switch	Built-in Circuit Breaker
Air Filter	Double
Case Dimensions	H-8 1/4" D- 11" W- 10 1/2"
System Weight	261bs

PART NO.
2000S

NET PRICE
P.O.A.



Fractions - Decimals - Millimeters

	DECIMAL	mm		DECIMAL	mm
	$\frac{1}{64}$ — .0156	0.396		$\frac{33}{64}$ — .5156	13.096
	$\frac{1}{32}$ — .0312	0.793		$\frac{17}{32}$ — .5312	13.493
	$\frac{3}{64}$ — .0468	1.190		$\frac{35}{64}$ — .5468	13.890
$\frac{1}{16}$ —	$\frac{5}{64}$ — .0625	1.587	$\frac{9}{16}$ —	$\frac{37}{64}$ — .5625	14.287
	$\frac{7}{64}$ — .0781	1.984		$\frac{19}{32}$ — .5781	14.684
	$\frac{3}{32}$ — .0937	2.381		$\frac{39}{64}$ — .6093	15.478
$\frac{1}{8}$ —	$\frac{7}{64}$ — .1093	2.778	$\frac{5}{8}$ —	$\frac{41}{64}$ — .625	15.875
	$\frac{9}{64}$ — .125	3.175		$\frac{21}{32}$ — .6406	16.271
	$\frac{5}{32}$ — .1406	3.571		$\frac{43}{64}$ — .6562	16.668
	$\frac{11}{64}$ — .1562	3.968	$\frac{11}{16}$ —	$\frac{45}{64}$ — .6718	17.065
$\frac{3}{16}$ —	$\frac{13}{64}$ — .1718	4.365		$\frac{47}{64}$ — .6875	17.462
	$\frac{7}{32}$ — .1875	4.762		$\frac{49}{64}$ — .7031	17.859
	$\frac{15}{64}$ — .2031	5.159	$\frac{23}{32}$ —	$\frac{51}{64}$ — .7187	18.256
	$\frac{7}{32}$ — .2187	5.556		$\frac{47}{64}$ — .7343	18.653
	$\frac{15}{64}$ — .2343	5.953	$\frac{3}{4}$ —	$\frac{53}{64}$ — .750	19.050
$\frac{1}{4}$ —	$\frac{17}{64}$ — .250	6.350		$\frac{25}{32}$ — .7656	19.446
	$\frac{17}{64}$ — .2656	6.746		$\frac{49}{64}$ — .7812	19.843
	$\frac{9}{32}$ — .2812	7.143		$\frac{51}{64}$ — .7968	20.240
	$\frac{19}{64}$ — .2968	7.540	$\frac{13}{16}$ —	$\frac{53}{64}$ — .8125	20.637
$\frac{5}{16}$ —	$\frac{21}{64}$ — .3125	7.937		$\frac{27}{32}$ — .8281	21.034
	$\frac{21}{64}$ — .3281	8.334		$\frac{55}{64}$ — .8437	21.431
	$\frac{11}{32}$ — .3437	8.731		$\frac{57}{64}$ — .8593	21.828
	$\frac{23}{64}$ — .3593	9.128	$\frac{7}{8}$ —	$\frac{59}{64}$ — .875	22.225
$\frac{3}{8}$ —	$\frac{25}{64}$ — .375	9.525		$\frac{57}{64}$ — .8906	22.621
	$\frac{25}{64}$ — .3906	9.921		$\frac{29}{32}$ — .9062	23.018
	$\frac{13}{32}$ — .4062	10.318		$\frac{59}{64}$ — .9218	23.415
	$\frac{27}{64}$ — .4218	10.715	$\frac{15}{16}$ —	$\frac{61}{64}$ — .9375	23.812
$\frac{7}{16}$ —	$\frac{27}{64}$ — .4375	11.112		$\frac{61}{64}$ — .9531	24.209
	$\frac{29}{64}$ — .4531	11.509		$\frac{31}{32}$ — .9687	24.606
	$\frac{29}{64}$ — .4687	11.906		$\frac{63}{64}$ — .9843	25.003
	$\frac{15}{32}$ — .4843	12.303	$\frac{1}{2}$ —	$\frac{63}{64}$ — .9843	25.003
	$\frac{31}{64}$ — .4843	12.303		$\frac{1}{2}$ — .500	12.700
$\frac{1}{2}$ —	$\frac{31}{64}$ — .4843	12.303			
	$\frac{1}{2}$ — .500	12.700			



TECHNICAL DATA

Temperature Conversion

Look up reading in middle column (shaded). If in degrees Centigrade, read Farenheit equivalent in right-hand column; if in Farenheit degrees, read Centigrade equivalent in left-hand column. $^{\circ}\text{F} = (^{\circ}\text{C} \times 1.8) + 32$ $^{\circ}\text{C} = (^{\circ}\text{F} - 32) \times .5556$

C	F ^C	F	C	F ^C	F	C	F ^C	F
-51	-60	-76	.6	33	91.4	22.2	72	161.6
-46	-50	-58	1.1	34	93.2	22.8	73	163.4
-40	-40	-40	1.7	35	95.0	23.3	74	165.2
-34	-30	-22	2.2	36	96.8	23.9	75	167.0
-29	-20	-4	2.8	37	98.6	24.4	76	168.8
-23	-10	14	3.3	38	100.4	25.0	77	170.6
-17.8	0	32	3.9	39	102.2	25.6	78	172.4
-17.2	1	33.8	4.4	40	104.0	26.1	79	174.2
-16.7	2	35.6	5.0	41	105.8	26.7	80	176.0
-16.1	3	37.4	5.6	42	107.6	27.2	81	177.8
-15.6	4	39.2	6.1	43	109.4	27.8	82	179.6
-15.0	5	41.0	6.7	44	111.2	28.3	83	181.4
-14.4	6	42.8	7.2	45	113.0	28.9	84	183.2
-13.9	7	44.6	7.8	46	114.8	29.4	85	185.0
-13.3	8	46.4	8.3	47	116.6	30.0	86	186.8
-12.8	9	48.2	8.9	48	118.4	30.6	87	188.6
-12.2	10	50.0	9.4	49	102.2	31.1	88	190.4
-11.7	11	51.8	10.0	50	122.0	31.7	89	192.2
-11.1	12	53.6	10.6	51	123.8	32.2	90	194.0
-10.6	13	55.4	11.1	52	125.6	32.8	91	195.8
-10.0	14	57.2	11.7	53	127.4	33.3	92	197.6
-9.4	15	59.0	12.2	54	129.2	33.9	93	199.4
-8.9	16	60.8	12.8	55	131.0	34.4	94	201.2
-8.3	17	62.6	13.3	56	132.8	35.0	95	203.0
-7.8	18	64.4	13.9	57	134.6	35.6	96	204.8
-7.2	19	66.2	14.4	58	136.4	36.1	97	206.6
-6.7	20	68.0	15.0	59	138.2	36.7	98	208.4
-6.1	21	69.8	15.6	60	140.0	37.2	99	210.2
-5.6	22	71.6	16.1	61	141.8	37.8	100	212.0
-5.0	23	73.4	16.7	62	143.6			
-4.4	24	75.2	17.2	63	145.4			
-3.9	25	77.0	17.8	64	147.2	43	110	230
-3.3	26	78.8	18.3	65	149.0	49	120	248
-2.8	27	80.6	18.9	66	150.8	54	130	266
-2.2	28	82.4	19.4	67	152.6	60	140	284
-1.7	29	84.2	20.0	68	154.4	66	150	302
-1.1	30	86.0	20.6	69	156.2	71	160	320
-.6	31	87.7	21.1	70	158.0	77	170	338
0	32	89.6	21.7	71	159.8	82	180	356



TECHNICAL DATA

Conversion Factors

TO CONVERT	INTO	MULTIPLY BY	TO CONVERT	INTO	MULTIPLY BY
Atmospheres	cms of mercury	76.0	Cubic Feet	cubic cms	2.832 x10 ⁻¹
atmospheres	ft. of water (at 4°C)	33.90	cu ft	cu inches	1728
atmospheres	in of mercury		cu ft	cu meters	0.02832
	(at 0°C)	29.92	cu ft	cu yds	0.03704
atmospheres	kgs/sq cm	1.0333	cu ft	gals	7.48052
atmospheres	kgs/sq meter	10.332	cu ft	liters	28.32
atmospheres	pound/sq in	14.70	cu ft	pints (liq)	59.84
			cu ft	quarts (liq)	29.92
Bar	newtons/sq m	10 ⁵	Cu Ft/min	cu cms/sec	472.0
bar	atmospheres	0.9869	cu ft/min	gals/sec	0.1247
bar	at (tech.)	1.0197	cu ft/min	liters/sec	0.4720
bar	psi	14.504	cu ft/min	lbs water/min	62.43
			cu ft/min	gals/min	448.831
Barrels-Oil	gals/oil	42	Cu Inches	cc	16.39
BT Units	kg-calories	0.2520	cu ins	cu ft	5.787 x 10 ⁻⁴
BTUs	ft-lbs	777.9	cu ins	cu meters	1.639 x 10 ⁻⁵
BTUs	hp-hrs	3.927 x 10 ⁻⁴	cu ins	cu yds	2.143 x 10 ⁻⁵
BTUs	kgs-meters	107.5	cu ins	gals	4.329 x 10 ⁻³
BTUs	kw-hrs	2.928 x 10 ⁻⁴	cu ins	liters	1.639 x 10 ⁻²
BTU/Min	ft-lb/sec	12.96	cu ins	pints (liq)	0.03463
BTU/min	hp	0.02356	cu ins	quarts (liq)	0.01732
BTU/min	kw	0.01757	Cu Meters	cc	10 ⁶
BTU/min	watts	17.57	cu M	cu ft	35.31
Centimeters	inches	0.3937	cu M	cu ins	61.023
cm	meters	0.01	cu M	cu yds	1.308
cm	mm	10	cu M	gals	264.2
			cu M	liters	10 ³
Cms mercury	atm	0.01316	cu M	pints (liq)	2113
cms mercury	ft water	0.4461	cu M	quarts (liq)	1057
cms mercury	kgs/sq meter	136.0	Cu Yards	cu cms	7.646 x 10 ⁵
cms mercury	lbs/sq ft	27.85	cu yds	cu ft	27
cms mercury	lbs/sq in	0.1934	cu yds	cu ins	46.656
			cu yds	cu meters	0.7646
Cms/second	ft/min	1.969	cu yds	gals	202.0
cms/sec	ft/sec	0.03281	Decimeters	meters	0.1
cms/sec	km/hr	0.036	Degrees (Angle)	minutes	60
cms/sec	meter/min	0.6	degs (angle)	radians	0.01745
cms/sec	miles/hr	0.02237	degs (angle)	secs	3600
cms/sec	miles/min	3.728 x 10 ⁻⁴			
Cms/Sec/Sec	ft/sec/sec	0.03281			
Cubic Cms	cu ft	3.531 x 10 ⁻⁵			
cu cms	cu in	6.102 x 10 ⁻²			
cu cms	cu meters	10 ⁶			
cu cms	cu yds	1.308 x 10 ⁻⁶			
cu cms	gals	2.642 x 10 ⁻⁴			
cu cms	liters	10 ⁻³			
cu cms	pints (liq)	2.113 x 10 ⁻³			
cu cms	quarts (liq)	1.057 x 10 ⁻³			



TECHNICAL DATA

Conversion Factors

TO CONVERT	INTO	MULTIPLY BY	TO CONVERT	INTO	MULTIPLY BY
Kilowatts	BTUs/min	56.92	Newton	kgs	0.1020
kws	ft-lbs/min	4.425 x 10 ⁴	Ounces	lbs	1.805
kws	ft-lbs/sec	737.6	ozs	gram	28.349527
kws	hp	1.341	Ounces (Fluid)	cu in	1.805
kws	kg-calories/min	14.34	oza (fluid)	liters	0.02957
kws	watts	10 ³	Pounds	ozs	16
Kilowatt-Hrs	BTUs	3415	lbs	tons (short)	0.005
kw-hrs	ft-lbs	2.655 x 10 ⁶	lbs	newtons (N)	4.44
kw-hrs	hp-hours	1.341	lbs	gram	453.5924
kw-hrs	kg-calories	860.5	Lbs of Water	cu ft	0.01605
kw-hrs	kg-meters	3.671 x 10 ⁵	lbs of water	cu in	27.73
Liters	ccs	103	lbs of water	gals	0.1204
liters	cu ft	0.03531	Lbs of Water/Min	cu ft/sec	2.679 x 10 ⁻⁴
liters	cu ins	61.02	Pounds/Sq In	atms	0.06804
liters	cu meters	10 ⁻²	lbs/sq in	ft water	2.311
liters	gals	0.2642	lbs/sq in	in mercury	2.036
liters	quarts (liq)	1.057	lbs/sq in	kgs/sq cm	0.07031
Liters/Min	gals/sec	4.403 x 10 ⁻³	Radians	degrees	57.29578
Meters	cms	100	Tons (Long)	kgs	1016
meters	ft	3.281	tons (long)	lbs	2240
meters	ins	39.37	tons (long)	tons (short)	1.12000
meters	kms	10 ³	Tons (Short)	kgs	2000
meters	mms	10 ³	tons (short)	kps	907.18486
meters	cms/sec	1.667	tons (short)	tons (long)	0.89287
meters	ft/min	3.281	tons (short)	tons (metric)	0.90718
meters	ft/sec	0.05468	Watts	BTU's/min	0.05692
meters	kms/hr	0.06	watts	ft-lbs/min	44.26
meters	miles/hr	0.03728	watts	ft-lbs/sec	0.7376
Meters/Sec	ft/min	196.8	watts	hp	1.341 x 10 ⁻³
meters/sec	ft/sec	3.281	watts	kg-calories/min	0.01434
meters/sec	kms/hr	3.6	watts	kws	10
meters/sec	kms/min	0.06	Watts/Hours	BTUs	3.415
meters/sec	miles/hr	2.237	watts/hrs	ft-lbs	2655
meters/sec	miles/min	0.03728	watts/hrs	hp-hrs	1.341 x 10 ⁻³
Micron	meters	10 ⁻⁶	watts/hrs	kg-calories	0.8605
microns	in	39 x 10 ⁻⁶	watts/hrs	kg-meters	367.1
Miles/Hr	cms/sec	44.70	watts/hrs	kw-hrs	10 ⁻³
miles/hr	ft/min	88	Millimeters	cms	0.1
miles/hr	ft/sec	1.467	mms	ins	0.0397
miles/hr	kms/hr	1.609	Minutes (Angle)	radians	2.909 x 10 ⁻⁴
miles/hr	meters/min	26.82			



CANADIAN RENTAL ASSOCIATION
ASSOCIATION DE LOCATION DU CANADA

NATIONAL HOSE AND EQUIPMENT LTD
172 MILNER AVENUE
SCARBOROUGH, ONTARIO, MIS 3R3
CANADA